

INDEX-PLEASE CLICK THE PICTURE TO THE LINK OF PAGE



PAGE 01-02 PAGE 03-04 PAGE 05-06 PAGE 05-06 PAGE 07-08 PAGE 07-08 PAGE 09-10



PAGE 11-12 PAGE 13-14 PAGE 13-14 PAGE 15-16 PAGE 15-16 PAGE 17-18 PAGE 17-18



PAGE 19-20 PAGE 19-20 PAGE 19-20 PAGE 21-22 PAGE 23-24 PAGE 23-24 PAGE 25-26



PAGE 27-28 PAGE 29-30 PAGE 29-30 PAGE 31-32 PAGE 31-32 PAGE 31-32 PAGE 31-32



PAGE 33-34 PAGE 35-36 PAGE 37-38 PAGE 39-40 PAGE 39-40 PAGE 39-40 PAGE 41-42



PAGE 43-44 PAGE 45-46 PAGE 45-46 PAGE 47-48 PAGE 49-50 PAGE 49-50 PAGE 51-52

Click the picture

INDEX-PLEASE CLICK THE PICTURE TO THE LINK OF PAGE



PAGE 51-52 PAGE 53-54 PAGE 55-56 PAGE 57-58 PAGE 59-60 PAGE 59-60 PAGE 61-62



PAGE 63-64 PAGE 65-66 PAGE 67-68 PAGE 69-70 PAGE 71-72 PAGE 73-74 PAGE 75-76




PAGE 77-78 PAGE 79-80 PAGE 81-82 PAGE 83-84 PAGE 85-86 PAGE 87-88 PAGE 89-92



PAGE 93-94 PAGE 95-96 PAGE 95-96 PAGE 97-98 PAGE 99-100 PAGE 101-102 PAGE 103-104



PAGE 105-106 PAGE 107-108 PAGE 109-110 PAGE 111-112 PAGE 113-114 PAGE 115-132 PAGE 133-144



PAGE 147-154 PAGE 157-160 PAGE 161-162 PAGE 163-168 PAGE 169-171 PAGE 172-174 PAGE 175-180

Click the picture



WALL SURFACE  
ALUMINIUM & PC  
COB & SMD



WS-1001

- Die-casting aluminium body
- Opal polycarbonate diffuser
- Plastic connecting terminal
- Wall surface
- IP65
- Class I



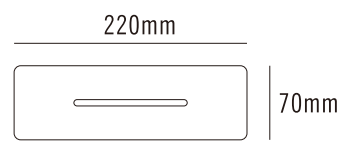
☐ SMD 2835  
1.5W, 50lm



◌ COB 5W  
1x5W, 280lm



☐ Certificated LED driver included





WALL SURFACE  
ALUMINIUM & PC  
SMD



WS-1003-SS

- Die-casting aluminium body
- Opal polycarbonate diffuser
- Plastic connecting terminal
- Wall surface
- IP65
- Class I

SMD 2835

12W, 700lm

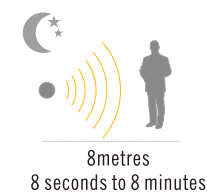
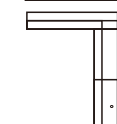
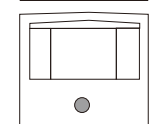
Certificated LED driver included

Motion sensor included

170mm

115mm

150mm



WS-1003

- Die-casting aluminium body
- Opal polycarbonate diffuser
- Plastic connecting terminal
- Wall surface
- IP65
- Class I

SMD 2835

12W, 700lm

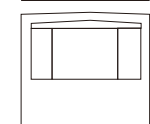
Certificated LED driver included


Motion sensor included

170mm

115mm

150mm





WALL-STANDING  
ALUMINIUM & PC  
COB



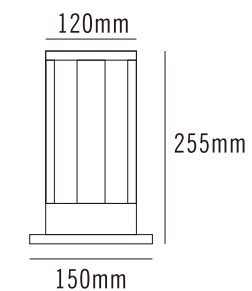
SD-1005

- Die-casting aluminium body
- Opal polycarbonate diffuser
- Plastic connecting terminal
- Standing
- IP65
- Class I

COB 3W

2x3W, 380lm

Certificated LED driver included



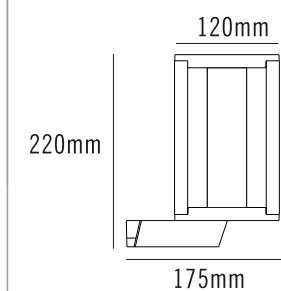
WS-1005


- Die-casting aluminium body
- Opal polycarbonate diffuser
- Plastic connecting terminal
- Wall surface
- IP65
- Class I

COB 3W

2x3W, 380lm

Certificated LED driver included





WALL SURFACE  
ALUMINIUM & GLASS  
COB



WS-1007

- Die-casting aluminium body
- Clear glass diffuser
- Plastic connecting terminal
- Wall surface
- IP65
- Class I

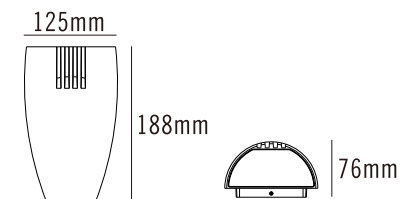
SMD 2835

2W, 85lm

COB 12W

1x12W, 720lm

Certificated LED driver included



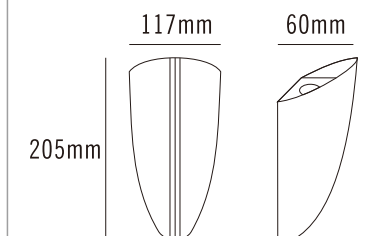
WS-1008


- Die-casting aluminium body
- Clear glass diffuser
- Plastic connecting terminal
- Wall surface
- IP65
- Class I

COB 12W

1x12W, 720lm

Certificated LED driver included





WALL SURFACE  
ALUMINIUM & GLASS  
CREE H.P.



WS-1010

- Die-casting aluminium body
- Clear glass diffuser
- Plastic connecting terminal
- Wall surface
- IP65
- Class I



CREE H.P. 6W  
2x6W, 630lm

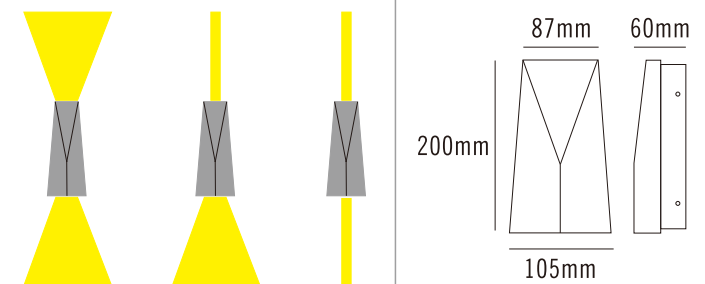
OP  
-20°C  
60°C


Certificated LED driver included





RoHS

3YR





WALL SURFACE  
ALUMINIUM & GLASS  
CREE H.P.

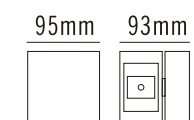


WS-1012

- Die-casting aluminium body
- Clear glass diffuser
- Plastic connecting terminal
- Wall surface
- IP65
- Class I

CREE H.P. 3W  
4x3W, 780lm

Certificated LED driver included

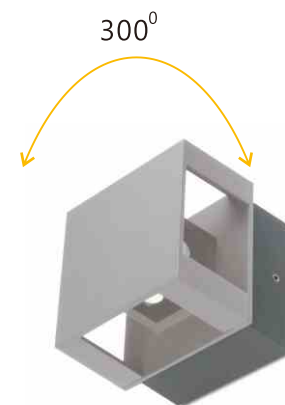
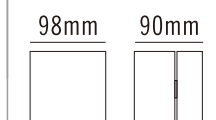


WS-1013

- Die-casting aluminium body
- Clear glass diffuser
- Plastic connecting terminal
- Wall surface
- IP65
- Class I

CREE H.P. 3W  
2x3W, 380lm

Certificated LED driver included





WALL SURFACE  
ALUMINIUM & GLASS

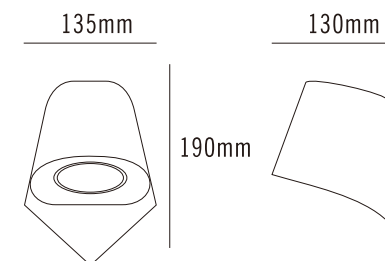
GU10



WS-1015


- Die-casting aluminium body
- Clear glass diffuser
- Plastic connecting terminal
- Wall surface
- IP54
- Class I

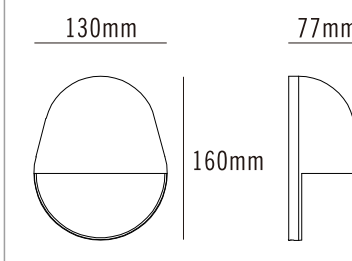
GU10		
1x	HALOGEN	LED
Max.	35W	6W




WS-1014

- Die-casting aluminium body
- Clear glass diffuser
- Plastic connecting terminal
- Wall surface
- IP54
- Class I

GU10		
1x	HALOGEN	LED
Max.	35W	6W







WALL SURFACE  
ALUMINIUM & GLASS  
COB-CREE H.P.

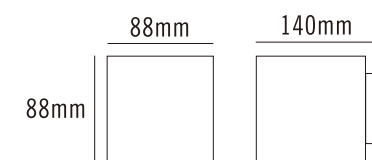


WS-1017

- Die-casting aluminium body
- Clear glass diffuser
- Plastic connecting terminal
- Wall surface
- IP65
- Class I

CREE H.P. 3W  
2x3W, 420lm

Certificated LED driver included

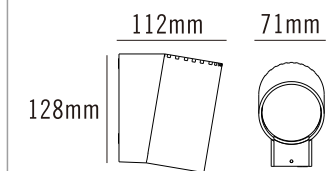


WS-1016

- Die-casting aluminium body
- Clear glass diffuser
- Plastic connecting terminal
- Wall surface
- IP65
- Class I

COB 5W  
1x5W, 380lm

Certificated LED driver included





WALL SURFACE  
ALUMINIUM & GLASS  
CREE H.P.-COB



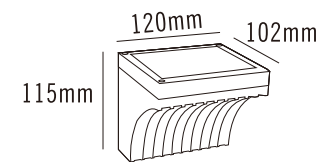
WS-1019

- Die-casting aluminium body
- Clear glass diffuser
- Plastic connecting terminal
- Wall surface
- IP65
- Class I

COB 10W

1x10W, 820lm

Certificated LED driver included



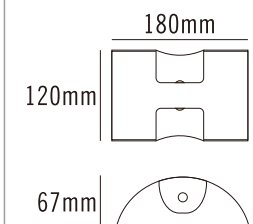
WS-1018

- Aluminium body & St.St. face
- Clear glass diffuser
- Plastic connecting terminal
- Wall surface
- IP65
- Class I

CREE H.P. 4W

2x4W, 680lm

Certificated LED driver included



ALUMINIUM & GLASS  
CREE H.P.-SMD



WALL SURFACE  
ALUMINIUM & PC  
GU10

WS-1020



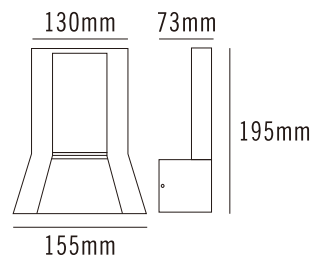
- Die-casting aluminium body
- Clear glass diffuser
- Plastic connecting terminal
- Wall surface
- IP65
- Class I



SMD 2835  
12W, 480lm



Certificated LED driver included

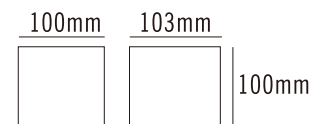


WS-1021

- Die-casting aluminium body
- Clear glass diffuser
- Plastic connecting terminal
- Wall surface
- IP65
- Class I

CREE H.P. 3W  
2x3W, 300lm

Certificated LED driver included

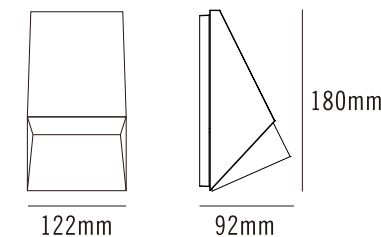


ADJUSTABLE

WS-1024

- Die-casting aluminium body
- Clear polycarbonate diffuser
- Plastic connecting terminal
- Wall surface
- IP54
- Class I

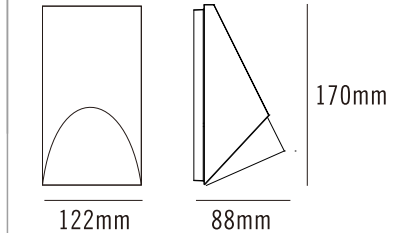
GU10  
1x Max. 35W  
LED 6W




WS-1023

- Die-casting aluminium body
- Clear polycarbonate diffuser
- Plastic connecting terminal
- Wall surface
- IP54
- Class I

GU10  
1x Max. 35W  
LED 6W





WALL SURFACE  
ALUMINIUM & PC  
SMD



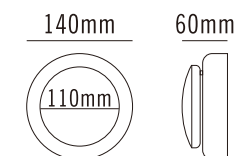
WS-1025-RD

- Die-casting aluminium body
- Opal polycarbonate diffuser
- Plastic connecting terminal
- Wall surface
- IP54
- Class I

SMD 2835

10W, 550lm

Certificated LED driver included




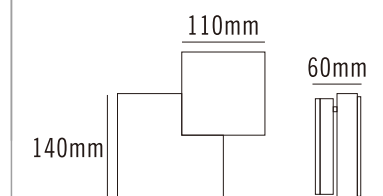
WS-1025-SQ


- Die-casting aluminium body
- Opal polycarbonate diffuser
- Plastic connecting terminal
- Wall surface
- IP54
- Class I

SMD 2835


10W, 550lm

Certificated LED driver included





WALL SURFACE  
ALUMINIUM & PC  
SMD



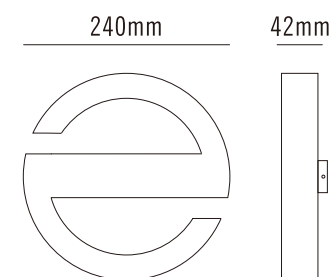
WS-1028

- Die-casting aluminium body
- Opal polycarbonate diffuser
- Plastic connecting terminal
- Wall surface
- IP65
- Class I

SMD 2835

18W, 900lm

Certificated LED driver included



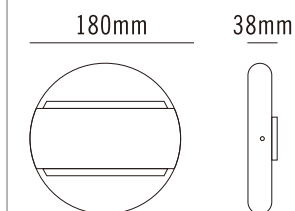
WS-1027

- Die-casting aluminium body
- Opal polycarbonate diffuser
- Plastic connecting terminal
- Wall surface
- IP65
- Class I

SMD 2835

2x6W, 720lm

Certificated LED driver included



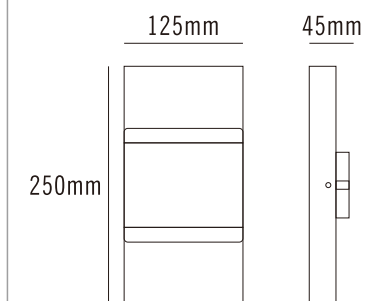
WS-1026


- Die-casting aluminium body
- Opal polycarbonate diffuser
- Plastic connecting terminal
- Wall surface
- IP65
- Class I

SMD 2835

2x4W, 475lm

Certificated LED driver included





WALL SURFACE  
ALUMINIUM & PC  
SMD



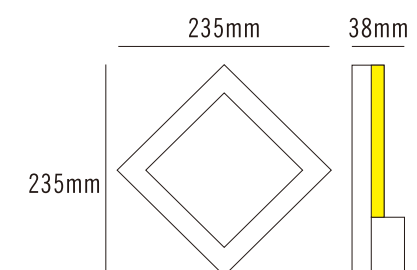
WS-1029-SQ

- Die-casting aluminium body
- Opal polycarbonate diffuser
- Plastic connecting terminal
- Wall surface
- IP65
- Class I

SMD 2835

8W, 380lm

Certificated LED driver included



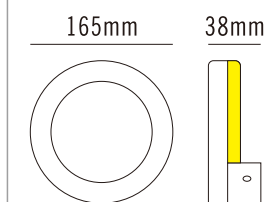
WS-1029-RD


- Die-casting aluminium body
- Opal polycarbonate diffuser
- Plastic connecting terminal
- Wall surface
- IP65
- Class I

SMD 2835

8W, 380lm

Certificated LED driver included





WALL SURFACE  
ALUMINIUM & GLASS

COB



WS-1030

- Die-casting aluminium body
- Clear glass diffuser
- Plastic connecting terminal
- Wall surface
- IP65
- Class I



COB 6W  
2x6W, 820lm

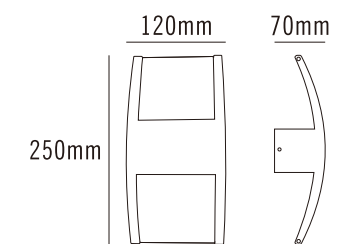
OP  
-20°C  
60°C

Certificated LED driver included



RoHS

3YR





WALL SURFACE  
ALUMINIUM  
COB-SMD



WS-1032


- Die-casting aluminium body
- Clear glass diffuser
- Plastic connecting terminal
- Wall surface
- IP65
- Class I

COB 3W

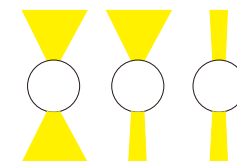
2x3W, 230lm

Certificated LED driver included

150mm



50mm  
Adjustable



WS-1031

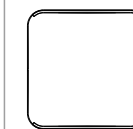
- Die-casting aluminium body
- Opal polycarbonate diffuser
- Plastic connecting terminal
- Wall surface
- IP65
- Class I

SMD 2835

8W, 320lm

Certificated LED driver included

150mm



42mm



OP  
-20°C  
60°C



RoHS

3YR





WS-1033

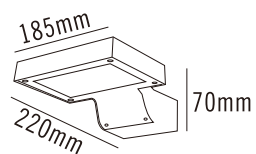


- Die-casting aluminium body
- Opal polycarbonate diffuser
- Plastic connecting terminal
- Wall surface
- IP54
- Class I

SMD 2835

12W, 720lm

Certificated LED driver included



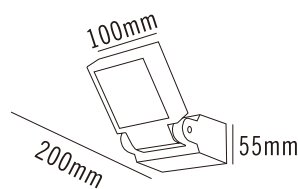
WS-1034

- Die-casting aluminium body
- Opal polycarbonate diffuser
- Plastic connecting terminal
- Wall surface
- IP54
- Class I

SMD 2835

6W, 380lm

Certificated LED driver included



ADJUSTABLE

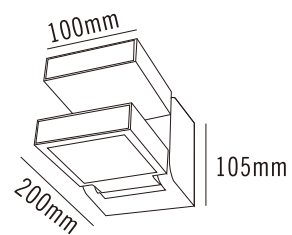
WS-1035

- Die-casting aluminium body
- Opal polycarbonate diffuser
- Plastic connecting terminal
- Wall surface
- IP54
- Class I

SMD 2835

2x6W, 760lm

Certificated LED driver included



ADJUSTABLE

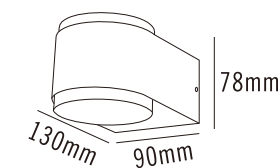
WS-1036-UD

- Die-casting aluminium body
- Opal polycarbonate diffuser
- Plastic connecting terminal
- Wall surface
- IP54
- Class I

SMD 2835

2x5W, 620lm

Certificated LED driver included



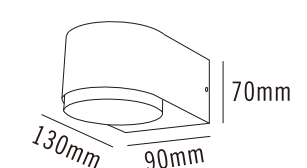
WS-1036-D

- Die-casting aluminium body
- Opal polycarbonate diffuser
- Plastic connecting terminal
- Wall surface
- IP54
- Class I

SMD 2835

5W, 310lm

Certificated LED driver included





WALL SURFACE  
ALUMINIUM & PC  
SMD



WS-1038

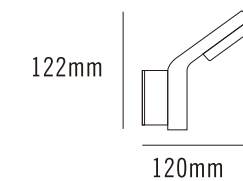
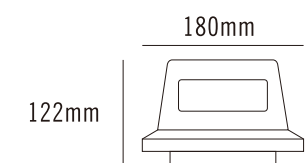
- Die-casting aluminium body
- Opal polycarbonate diffuser
- Plastic connecting terminal
- Wall surface
- IP65
- Class I



☐☐☐☐ SMD 2835  
12W, 760lm



☐☐☐☐ Certificated LED driver included





WALL SURFACE  
ALUMINIUM & PC  
SMD



WS-1039

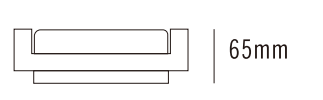
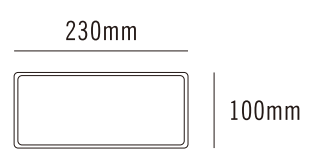
- Die-casting aluminium body
- Opal polycarbonate diffuser
- Plastic connecting terminal
- Wall surface
- IP65
- Class I




SMD 2835  
13W, 820lm



Certificated LED driver included





WALL SURFACE  
ALUMINIUM & PC  
SMD

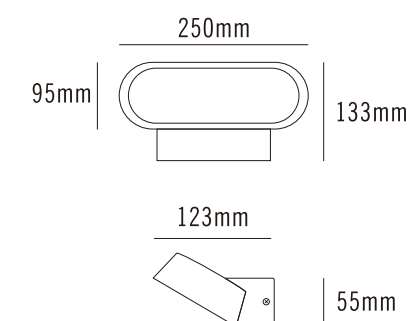


WS-1040-B

- Die-casting aluminium body
- Opal polycarbonate diffuser
- Plastic connecting terminal
- Wall surface
- IP65
- Class I

SMD 2835  
13W, 790lm

Certificated LED driver included

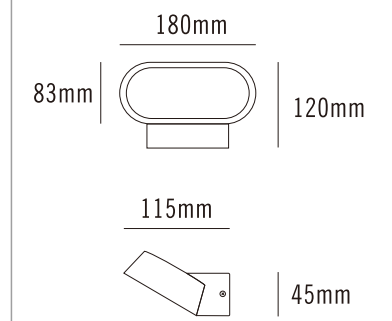



WS-1040-S

- Die-casting aluminium body
- Opal polycarbonate diffuser
- Plastic connecting terminal
- Wall surface
- IP65
- Class I

SMD 2835  
7W, 410lm

Certificated LED driver included





WS-1041



- Die-casting aluminium body
- Opal polycarbonate diffuser
- Plastic connecting terminal
- Wall surface
- IP65
- Class I



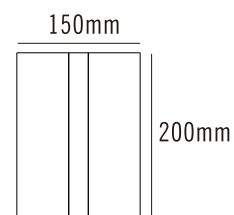
SMD 2835

3W, 125lm



COB 3W

2x3W, 280lm



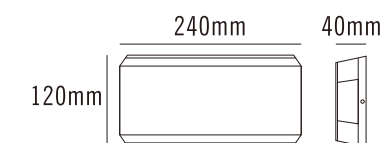
WS-1043

- Die-casting aluminium body
- Opal polycarbonate diffuser
- Plastic connecting terminal
- Wall surface
- IP54
- Class I

SMD 2835

12W, 585lm

Certificated LED driver included



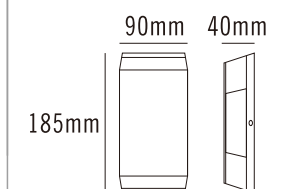
WS-1042


- Die-casting aluminium body
- Opal polycarbonate diffuser
- Plastic connecting terminal
- Wall surface
- IP54
- Class I

SMD 2835

10W, 490lm

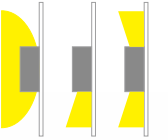
Certificated LED driver included





WALL SURFACE  
ALUMINIUM & PC

SMD



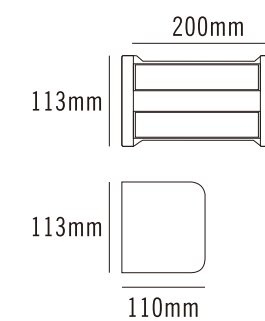
WS-1045

- Die-casting aluminium body
- Opal polycarbonate diffuser
- Plastic connecting terminal
- Wall surface
- IP54
- Class I

SMD 2835

2x6W, 780lm

Certificated LED driver included



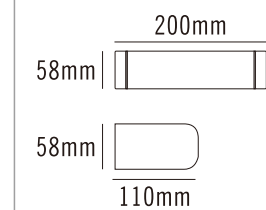
WS-1044


- Die-casting aluminium body
- Opal polycarbonate diffuser
- Plastic connecting terminal
- Wall surface
- IP54
- Class I

SMD 2835

1x6W, 390lm

Certificated LED driver included





WALL SURFACE  
ALUMINIUM & PC  
SMD



WS-1046

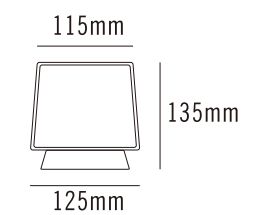
- Die-casting aluminium body
- Opal polycarbonate diffuser
- Plastic connecting terminal
- Wall surface
- IP54
- Class I



SMD 2835  
10W, 720lm



Linear Driver





WS-1048



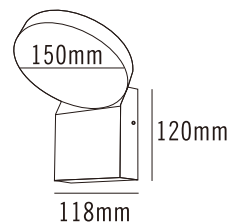
- Die-casting aluminium body
- Opal polycarbonate diffuser
- Plastic connecting terminal
- Wall surface
- IP54
- Class I



SMD 2835

6W, 390lm

Certificated LED driver included



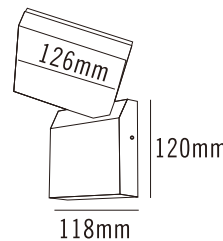
WS-1049

- Die-casting aluminium body
- Opal polycarbonate diffuser
- Plastic connecting terminal
- Wall surface
- IP54
- Class I

SMD 2835

6W, 390lm

Certificated LED driver included



Adjustable



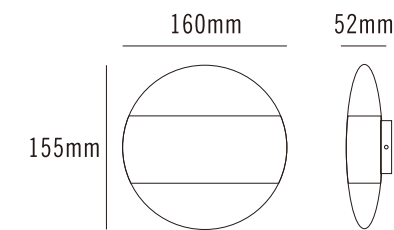
WS-1052

- Die-casting aluminium body
- Opal polycarbonate diffuser
- Plastic connecting terminal
- Wall surface
- IP54
- Class I

SMD 2835

10W, 590lm

Certificated LED driver included



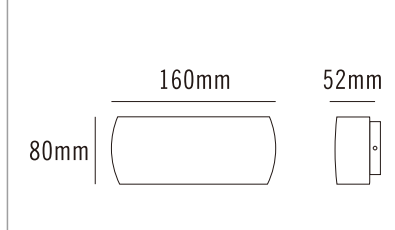
WS-1051

- Die-casting aluminium body
- Opal polycarbonate diffuser
- Plastic connecting terminal
- Wall surface
- IP54
- Class I


SMD 2835

10W, 680lm

Certificated LED driver included







WALL SURFACE  
ALUMINIUM & PC  
SMD



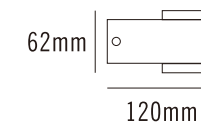
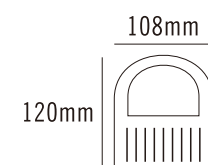
WS-1057

- Die-casting aluminium body
- Opal polycarbonate diffuser
- Plastic connecting terminal
- Wall surface
- IP65
- Class I

SMD 2835

8W, 520lm

Certificated LED driver included



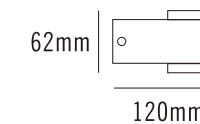
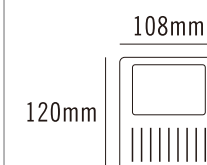
WS-1056

- Die-casting aluminium body
- Opal polycarbonate diffuser
- Plastic connecting terminal
- Wall surface
- IP65
- Class I

SMD 2835

10W, 620lm

Certificated LED driver included



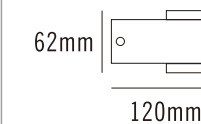
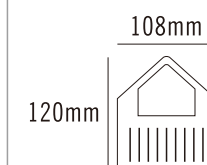
WS-1055


- Die-casting aluminium body
- Opal polycarbonate diffuser
- Plastic connecting terminal
- Wall surface
- IP65
- Class I

SMD 2835

8W, 520lm

Certificated LED driver included





WALL SURFACE  
ALUMINIUM & PC  
SMD



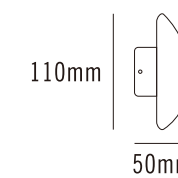
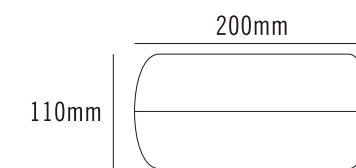
WS-1060

- Die-casting aluminium body
- Opal polycarbonate diffuser
- Plastic connecting terminal
- Wall surface
- IP65
- Class I

SMD 2835

6W, 320lm

Certificated LED driver included



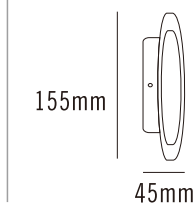
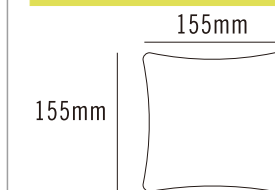
WS-1059

- Die-casting aluminium body
- Opal polycarbonate diffuser
- Plastic connecting terminal
- Wall surface
- IP65
- Class I

SMD 2835

12W, 640lm

Certificated LED driver included





WALL SURFACE  
ALUMINIUM & GLASS

SMD



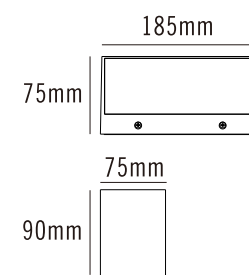
WS-1064

- Die-casting aluminium body
- Clear glass diffuser
- Plastic connecting terminal
- Wall surface
- IP54
- Class I

SMD 2835

2x6W, 780lm

Certificated LED driver included



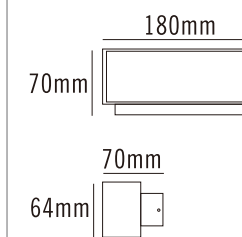
WS-1063

- Die-casting aluminium body
- Clear glass diffuser
- Plastic connecting terminal
- Wall surface
- IP54
- Class I

SMD 2835

2x6W, 780lm

Certificated LED driver included



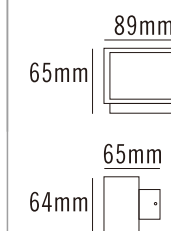
WS-1062

- Die-casting aluminium body
- Clear glass diffuser
- Plastic connecting terminal
- Wall surface
- IP54
- Class I


SMD 2835

2x3W, 390lm

Certificated LED driver included



WALL SURFACE  
ALUMINIUM & GLASS  
SMD



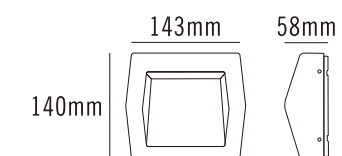
WS-1067

- Die-casting aluminium body
- Clear glass diffuser
- Plastic connecting terminal
- Wall surface
- IP54
- Class I

SMD 2835

6W, 195lm

Certificated LED driver included



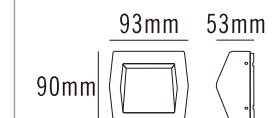
WS-1066

- Die-casting aluminium body
- Clear glass diffuser
- Plastic connecting terminal
- Wall surface
- IP54
- Class I

SMD 2835

4W, 135lm

Certificated LED driver included





WALL SURFACE  
ALUMINIUM & GLASS  
CREE H.P.



WS-1070-RD

- Die-casting aluminium body
- Clear glass diffuser
- Plastic connecting terminal
- Wall surface
- IP54
- Class I

CREE H.P. 6W  
2x6W, 920lm

Certificated LED driver included

65mm

160mm  
 90mm

WS-1070-SQ

- Die-casting aluminium body
- Clear glass diffuser
- Plastic connecting terminal
- Wall surface
- IP54
- Class I

CREE H.P. 6W  
2x6W, 920lm

Certificated LED driver included

65mm

160mm  
 90mm



OP  
-20°C  
60°C



RoHS

3YR



WALL SURFACE  
ALUMINIUM & GLASS  
CREE H.P.

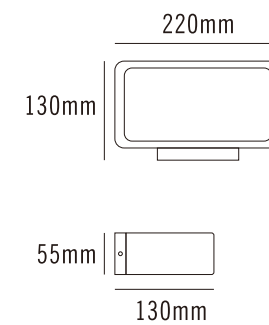


WS-1073

- Die-casting aluminium body
- Clear glass diffuser
- Plastic connecting terminal
- Wall surface
- IP54
- Class I

CREE H.P. 6W  
1x6W, 450lm

Certificated LED driver included

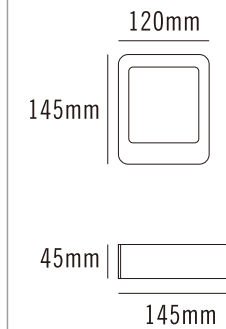


WS-1072

- Die-casting aluminium body
- Clear glass diffuser
- Plastic connecting terminal
- Wall surface
- IP54
- Class I

CREE H.P. 6W  
1x6W, 420lm

Certificated LED driver included




OP  
-20°C  
60°C



RoHS

3YR



WALL SURFACE  
ALUMINIUM & GLASS  
CREE H.P.

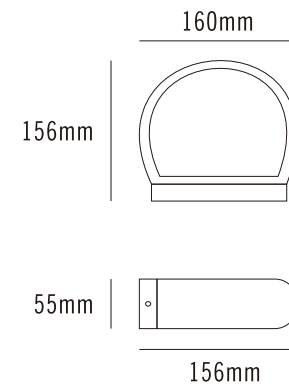


WS-1074

- Die-casting aluminium body
- Clear glass diffuser
- Plastic connecting terminal
- Wall surface
- IP54
- Class I

CREE H.P. 6W  
1x6W, 430lm

Certificated LED driver included

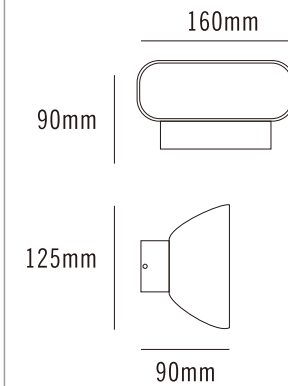


WS-1075

- Die-casting aluminium body
- Clear glass diffuser
- Plastic connecting terminal
- Wall surface
- IP54
- Class I

CREE H.P. 6W  
1x6W, 380lm

Certificated LED driver included





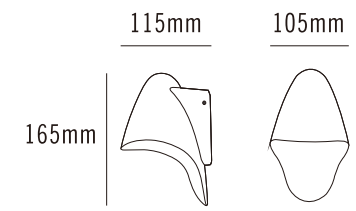
WALL SURFACE  
ALUMINIUM & GLASS  
COB, GU10



WS-1078-COB

- Die-casting aluminium body
- Clear glass diffuser
- Plastic connecting terminal
- Wall surface
- IP54
- Class I

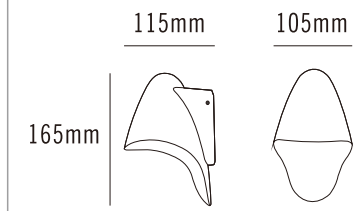
COB 6W  
1x6W, 460lm  
Certificated LED driver included



WS-1078-GU

- Die-casting aluminium body
- Clear glass diffuser
- Plastic connecting terminal
- Wall surface
- IP54
- Class I

GU10  
1x  
Max. 35W  
HALOGEN LED 6W



- Home icon
- F icon
- Grounding icon
- OP -20°C 60°C icon
- CE icon
- RoHS icon
- 3YR icon





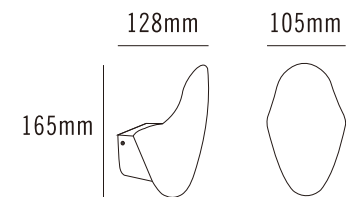
WALL SURFACE  
ALUMINIUM & GLASS  
COB, GU10



WS-1079-COB

- Die-casting aluminium body
- Clear glass diffuser
- Plastic connecting terminal
- Wall surface
- IP54
- Class I

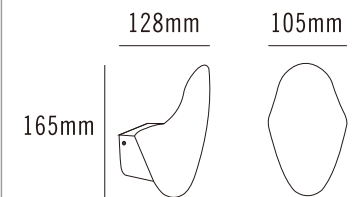
COB 6W  
1x6W, 460lm  
Certificated LED driver included



WS-1079-GU

- Die-casting aluminium body
- Clear glass diffuser
- Plastic connecting terminal
- Wall surface
- IP54
- Class I

GU10  
1x  
Max. 35W  
HALOGEN LED 6W





WALL SURFACE  
ALUMINIUM & PC  
CREE H.P. / COB

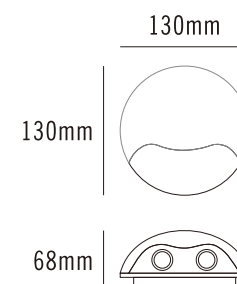


WS-1083

- Die-casting aluminium body
- Clear polycarbonate diffuser
- Plastic connecting terminal
- Wall surface
- IP54
- Class I

CREE H.P. 3W  
2x3W, 460lm

Certificated LED driver included

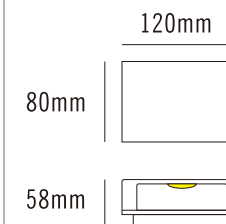


WS-1082

- Die-casting aluminium body
- Clear polycarbonate diffuser
- Plastic connecting terminal
- Wall surface
- IP54
- Class I

COB 6W  
8W, 310lm

Certificated LED driver included

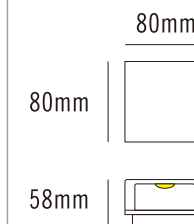


WS-1081

- Die-casting aluminium body
- Clear polycarbonate diffuser
- Plastic connecting terminal
- Wall surface
- IP54
- Class I

COB 6W  
5W, 190lm


Certificated LED driver included





WALL SURFACE  
ALUMINIUM & GLASS

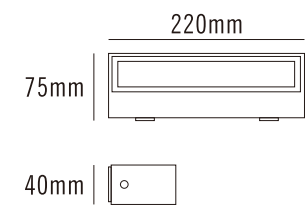
SMD



WS-1087

- Die-casting aluminium body
- Glass diffuser
- Plastic connecting terminal
- Wall surface
- IP54
- Class I

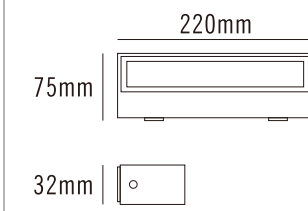
SMD 2835  
2x8W, 1040lm  
Linear Driver



WS-1086

- Die-casting aluminium body
- Glass diffuser
- Plastic connecting terminal
- Wall surface
- IP54
- Class I

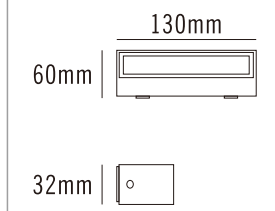
SMD 2835  
1x8W, 520lm  
Linear Driver



WS-1085

- Die-casting aluminium body
- Glass diffuser
- Plastic connecting terminal
- Wall surface
- IP54
- Class I

SMD 2835  
1x6W, 400lm  
Linear Driver




OP  
-20°C  
60°C



RoHS

3YR



WALL SURFACE  
ALUMINIUM & PC

SMD



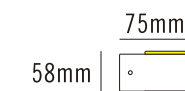
WS-1088-UD

- Die-casting aluminium body
- Opal polycarbonate diffuser
- Plastic connecting terminal
- Wall surface
- IP54
- Class I

SMD 2835

2x8W, 860lm

Linear Driver



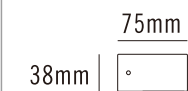
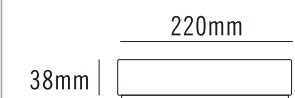
WS-1088-D

- Die-casting aluminium body
- Opal polycarbonate diffuser
- Plastic connecting terminal
- Wall surface
- IP54
- Class I

SMD 2835

8W, 430lm

Certificated LED driver included





WALL SURFACE  
ALUMINIUM & GLASS

SMD



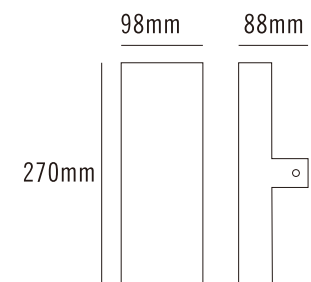
WS-1091

- Die-casting aluminium body
- Frost glass diffuser
- Plastic connecting terminal
- Wall surface
- IP54
- Class I

SMD 2835

15W, 740lm

Certificated LED driver included



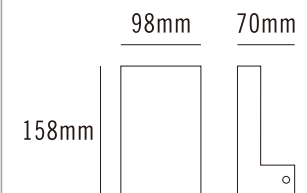
WS-1090



- Die-casting aluminium body
- Frost glass diffuser
- Plastic connecting terminal
- Wall surface
- IP54
- Class I

SMD 2835

8W, 380lm

Certificated LED driver included





WALL SURFACE  
ALUMINIUM & PC  
CREE H.P.

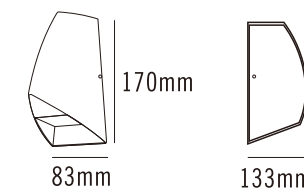


WS-1094

- Die-casting aluminium body
- Clear glass diffuser
- Plastic connecting terminal
- Wall surface
- IP54
- Class I

CREE H.P. 1W  
2x1W, 130lm

Certificated LED driver included

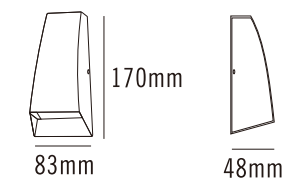


WS-1093

- Die-casting aluminium body
- Clear glass diffuser
- Plastic connecting terminal
- Wall surface
- IP54
- Class I

CREE H.P. 1W  
2x1W, 120lm

Certificated LED driver included





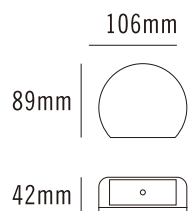
WS-1095-RD



- Die-casting aluminium body
- Clear glass diffuser
- Plastic connecting terminal
- Wall surface
- IP54
- Class I

CREE H.P. 3W  
1x3W, 200lm

Certificated LED driver included

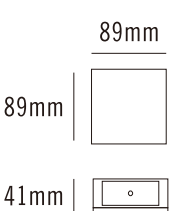


WS-1095-SQ

- Die-casting aluminium body
- Clear glass diffuser
- Plastic connecting terminal
- Wall surface
- IP54
- Class I

CREE H.P. 3W  
1x3W, 200lm

Certificated LED driver included

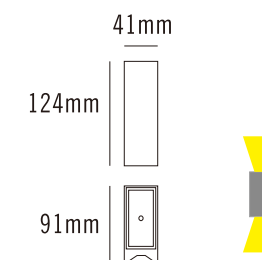


WS-1096-UD

- Die-casting aluminium body
- Clear glass diffuser
- Plastic connecting terminal
- Wall surface
- IP54
- Class I

CREE H.P. 3W  
2x3W, 390lm

Certificated LED driver included

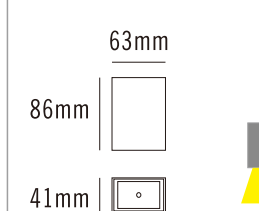


WS-1096-D

- Die-casting aluminium body
- Clear glass diffuser
- Plastic connecting terminal
- Wall surface
- IP54
- Class I

CREE H.P. 3W  
1x3W, 200lm

Certificated LED driver included





WALL SURFACE  
ALUMINIUM & GLASS  
CREE H.P.

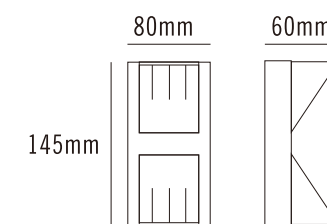


WS-1097-UD

- Die-casting aluminium body
- Clear glass diffuser
- Plastic connecting terminal
- Wall surface
- IP54
- Class I

CREE H.P. 3W  
2x3W, 440lm

Certificated LED driver included

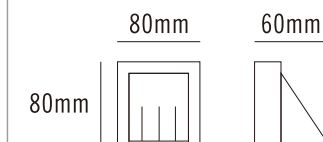


WS-1097-D

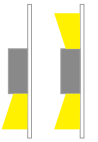


- Die-casting aluminium body
- Clear glass diffuser
- Plastic connecting terminal
- Wall surface
- IP54
- Class I

CREE H.P. 3W  
1x3W, 220lm

Certificated LED driver included







WS-1099

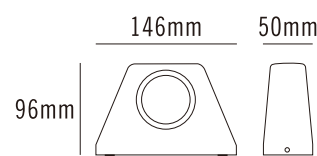


- Die-casting aluminium body
- Clear glass diffuser
- Plastic connecting terminal
- Wall surface
- IP54
- Class I



COB 6W  
1x6W, 460lm

Certificated LED driver included

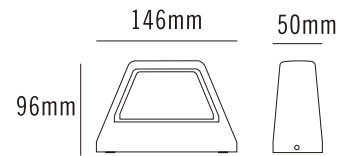


WS-1100

- Die-casting aluminium body
- Clear glass diffuser
- Plastic connecting terminal
- Wall surface
- IP54
- Class I

COB 6W  
1x6W, 460lm

Certificated LED driver included

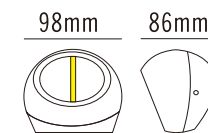


WS-1104

- Die-casting aluminium body
- Clear glass diffuser
- Plastic connecting terminal
- Wall surface
- IP54
- Class I

COB 6W  
1x6W, 135lm

Certificated LED driver included

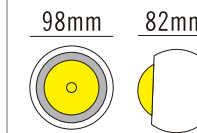


WS-1103

- Die-casting aluminium body
- Lens glass diffuser
- Plastic connecting terminal
- Wall surface
- IP54
- Class I

COB 6W  
1x6W, 490lm

Certificated LED driver included

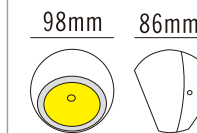


WS-1102

- Die-casting aluminium body
- Clear glass diffuser
- Plastic connecting terminal
- Wall surface
- IP54
- Class I

COB 6W  
1x6W, 490lm

Certificated LED driver included



ALUMINIUM & GLASS

WALL SURFACE  
ALUMINIUM & PC  
SMD



WS-1105



- Die-casting aluminium body
- Clear glass diffuser
- Plastic connecting terminal
- Wall surface
- IP54
- Class I



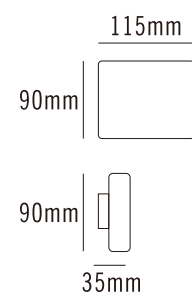
SMD 2835  
2x3W, 330lm



Certificated LED driver included



081

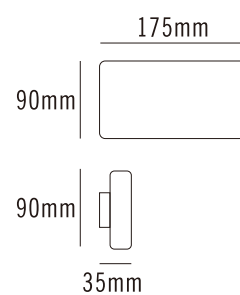


WS-1106

- Die-casting aluminium body
- Clear glass diffuser
- Plastic connecting terminal
- Wall surface
- IP54
- Class I

SMD 2835  
2x6W, 660lm

Certificated LED driver included

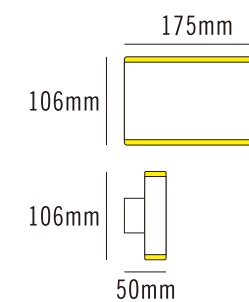


WS-1108

- Die-casting aluminium body
- Opal polycarbonate diffuser
- Plastic connecting terminal
- Wall surface
- IP54
- Class I

SMD 2835  
2x6W, 600lm

Certificated LED driver included

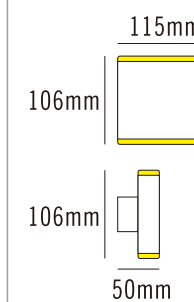


WS-1107


- Die-casting aluminium body
- Opal polycarbonate diffuser
- Plastic connecting terminal
- Wall surface
- IP54
- Class I

SMD 2835  
2x3W, 300lm

Certificated LED driver included



082



WALL SURFACE  
ALUMINIUM & PC

SMD



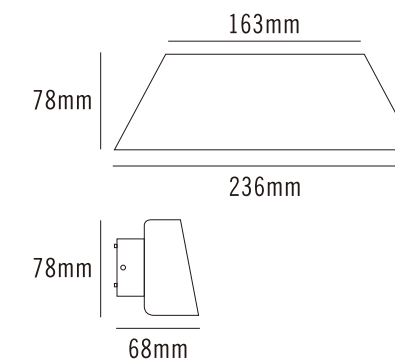
WS-1110

- Die-casting aluminium body
- Opal polycarbonate diffuser
- Plastic connecting terminal
- Wall surface
- IP54
- Class I

SMD 2835

9W, 450lm

Certificated LED driver included



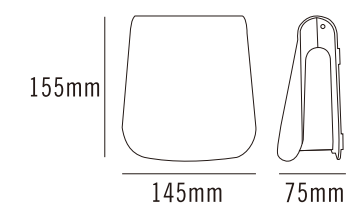
WS-1109



- Die-casting aluminium body
- Opal polycarbonate diffuser
- Plastic connecting terminal
- Wall surface
- IP54
- Class I

SMD 2835


10W, 460lm

Certificated LED driver included





WALL SURFACE  
ALUMINIUM & PC  
SMD



WS-1112-SQ

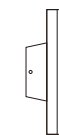
- Die-casting aluminium body
- Opal polycarbonate diffuser
- Plastic connecting terminal
- Wall surface
- IP54
- Class I

SMD 2835

10W, 480lm

Certificated LED driver included

150mm



50mm

WS-1112-RD

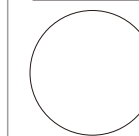
- Die-casting aluminium body
- Opal polycarbonate diffuser
- Plastic connecting terminal
- Wall surface
- IP54
- Class I

SMD 2835

10W, 480lm

Certificated LED driver included

Ø150mm



50mm





WALL SURFACE  
ALUMINIUM & PC

SMD



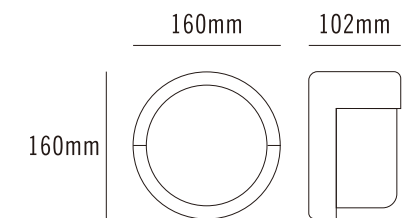
WS-1113-RD

- Die-casting aluminium body
- Opal polycarbonate diffuser
- Plastic connecting terminal
- Wall surface
- IP54
- Class I

SMD 2835

15W, 870lm

Certificated LED driver included



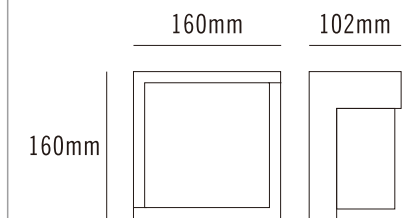
WS-1113-SQ

- Die-casting aluminium body
- Opal polycarbonate diffuser
- Plastic connecting terminal
- Wall surface
- IP54
- Class I

SMD 2835

15W, 870lm

Certificated LED driver included





WALL SURFACE  
ALUMINIUM & PC  
SMD



WS-1117


- Die-casting aluminium body
- Opal polycarbonate diffuser
- Plastic connecting terminal
- Wall surface
- IP54
- Class I

SMD 2835

10W, 280lm

Certificated LED driver included

155mm



50mm



WS-1116

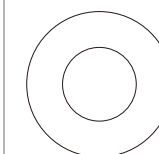
- Die-casting aluminium body
- Opal polycarbonate diffuser
- Plastic connecting terminal
- Wall surface
- IP54
- Class I

SMD 2835

10W, 460lm

Certificated LED driver included

155mm



50mm



WS-1115

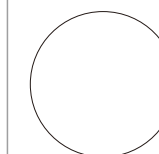
- Die-casting aluminium body
- Opal polycarbonate diffuser
- Plastic connecting terminal
- Wall surface
- IP54
- Class I

SMD 2835

10W, 320lm


Certificated LED driver included

155mm




60mm





WALL SURFACE  
ALUMINIUM & PC  
SMD



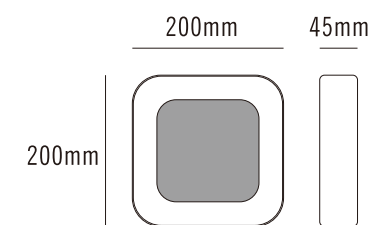
WS-1122

- Die-casting aluminium body
- Opal polycarbonate diffuser
- Plastic connecting terminal
- Wall surface
- IP54
- Class I

SMD 2835

7W, 290lm

Certificated LED driver included



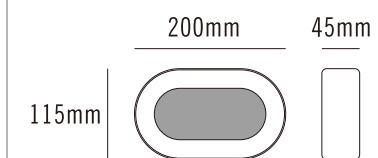
WS-1121

- Die-casting aluminium body
- Opal polycarbonate diffuser
- Plastic connecting terminal
- Wall surface
- IP54
- Class I

SMD 2835

5W, 200lm

Certificated LED driver included



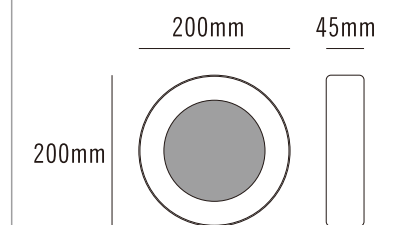
WS-1120

- Die-casting aluminium body
- Opal polycarbonate diffuser
- Plastic connecting terminal
- Wall surface
- IP54
- Class I

SMD 2835

7W, 290lm

Certificated LED driver included





WALL SURFACE  
ALUMINIUM & PC  
SMD

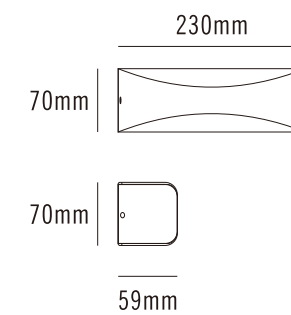


WS-1131

- Die-casting aluminium body
- Opal polycarbonate diffuser
- Plastic connecting terminal
- Wall surface
- IP65
- Class I

SMD 2835  
12W, 720lm

Certificated LED driver included

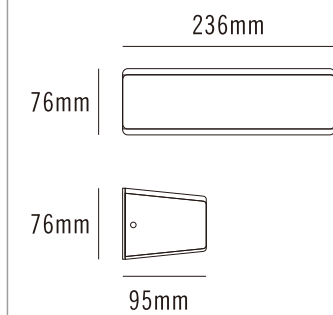


WS-1130


- Die-casting aluminium body
- Opal polycarbonate diffuser
- Plastic connecting terminal
- Wall surface
- IP54
- Class I

SMD 2835  
16W, 960lm

Certificated LED driver included







WALL SURFACE  
ALUMINIUM & PC  
SMD



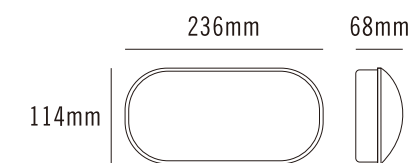
WS-1136

- Die-casting aluminium body
- Opal polycarbonate diffuser
- Plastic connecting terminal
- Wall surface
- IP65
- Class I

SMD 2835

12W, 760lm

Certificated LED driver included



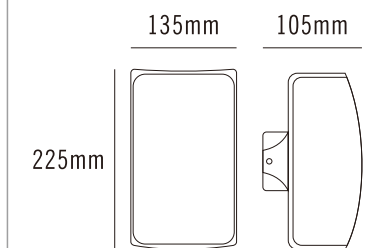
WS-1135

- Die-casting aluminium body
- Opal polycarbonate diffuser
- Plastic connecting terminal
- Wall surface
- IP65
- Class I

SMD 2835

12W, 760lm

Certificated LED driver included





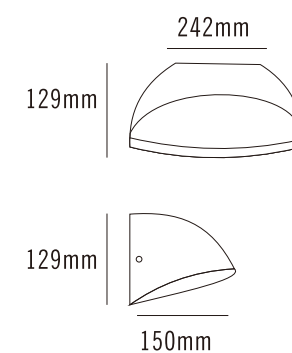
WALL SURFACE  
ALUMINIUM & PC  
SMD / E27



WS-1139-E27

- Die-casting aluminium body
- Opal polycarbonate diffuser
- Plastic connecting terminal
- Wall surface
- IP54
- Class I

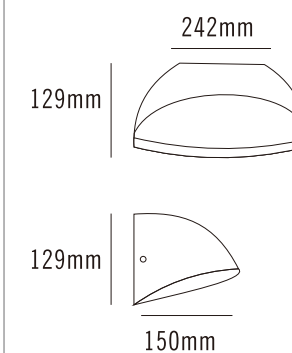
E27			
1x			
Max.	100W	20W	20W



WS-1139-SMD

- Die-casting aluminium body
- Opal polycarbonate diffuser
- Plastic connecting terminal
- Wall surface
- IP54
- Class I

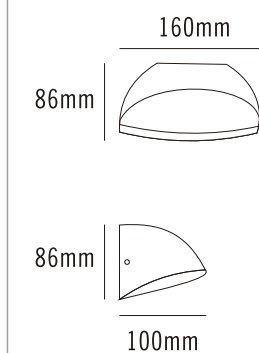
	SMD 2835
	12W, 1020lm
	Certificated LED driver included




WS-1138

- Die-casting aluminium body
- Opal polycarbonate diffuser
- Plastic connecting terminal
- Wall surface
- IP54
- Class I

	SMD 2835
	7W, 550lm
	Certificated LED driver included





WALL SURFACE  
ALUMINIUM & PC  
SMD



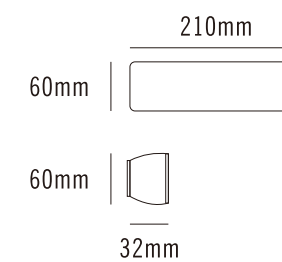
WS-1142

- Die-casting aluminium body
- Opal polycarbonate diffuser
- Plastic connecting terminal
- Wall surface
- IP54
- Class I

SMD 2835

7W, 550lm

Certificated LED driver included



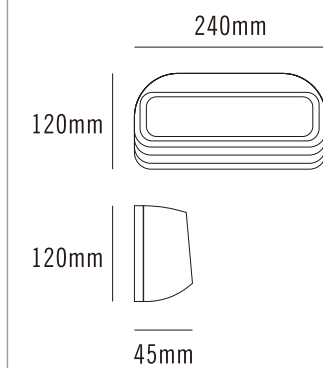
WS-1141

- Die-casting aluminium body
- Opal polycarbonate diffuser
- Plastic connecting terminal
- Wall surface
- IP65
- Class I

SMD 2835

10W, 550lm

Certificated LED driver included





WALL SURFACE  
ALUMINIUM & PC

SMD



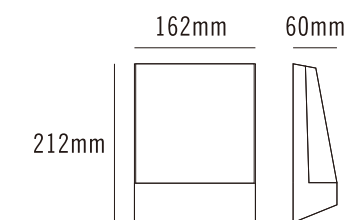
WS-1146

- Die-casting aluminium body
- Opal polycarbonate diffuser
- Plastic connecting terminal
- Wall surface
- IP65
- Class I

SMD 2835

10W, 730lm

Certificated LED driver included



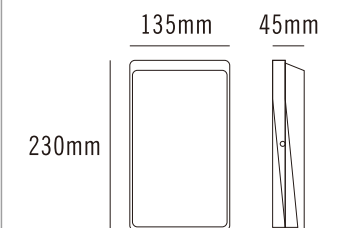
WS-1145


- Die-casting aluminium body
- Opal polycarbonate diffuser
- Plastic connecting terminal
- Wall surface
- IP54
- Class I

SMD 2835


12W, 820lm

Certificated LED driver included





WALL SURFACE  
ALUMINIUM & PC  
SMD



WS-1148-SS

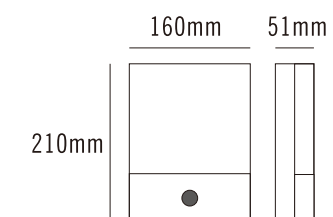
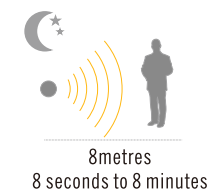
- Die-casting aluminium body
- Opal polycarbonate diffuser
- Plastic connecting terminal
- Wall surface
- IP54
- Class I

SMD 2835

12W, 820lm

Certificated LED driver included

Motion sensor included



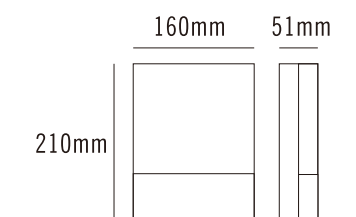
WS-1148

- Die-casting aluminium body
- Opal polycarbonate diffuser
- Plastic connecting terminal
- Wall surface
- IP54
- Class I

SMD 2835

12W, 820lm

Certificated LED driver included





WS-1149

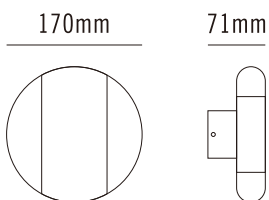


- Die-casting aluminium body
- Opal polycarbonate diffuser
- Plastic connecting terminal
- Wall surface
- IP54
- Class I



SMD 2835  
8W, 520lm

Certificated LED driver included

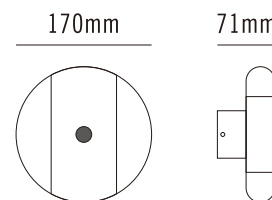


WS-1149-SS

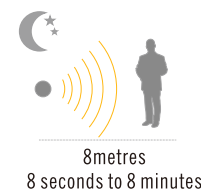
- Die-casting aluminium body
- Opal polycarbonate diffuser
- Plastic connecting terminal
- Wall surface
- IP54
- Class I

SMD 2835  
8W, 520lm

Certificated LED driver included



Motion sensor included



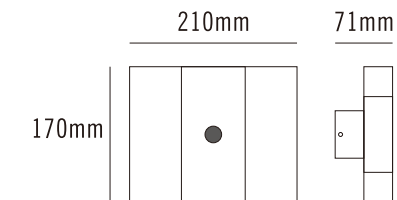
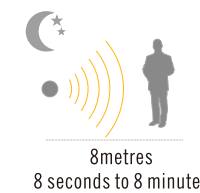
WS-1150-SS

- Die-casting aluminium body
- Opal polycarbonate diffuser
- Plastic connecting terminal
- Wall surface
- IP54
- Class I

SMD 2835  
8W, 520lm

Certificated LED driver included

Motion sensor included

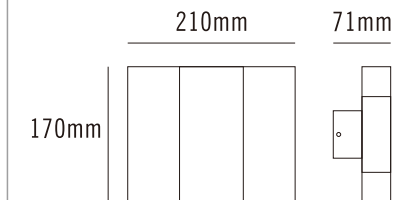


WS-1150

- Die-casting aluminium body
- Opal polycarbonate diffuser
- Plastic connecting terminal
- Wall surface
- IP54
- Class I

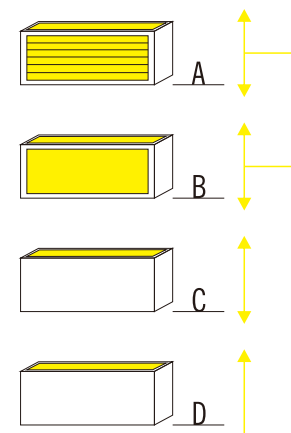
SMD 2835  
8W, 520lm

Certificated LED driver included





WALL SURFACE  
ALUMINIUM & PC  
SMD/E27



WS-1153-SMD-A/B/C/D

SMD 2835

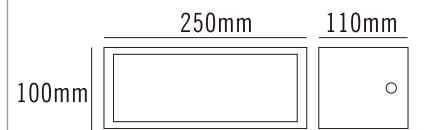
12W, 780lm

Certificated LED driver included

WS-1153-E27-A/B/C/D

E27			
1x			
Max.	100W	18W	20W

- Die-casting aluminium body
- Opal polycarbonate diffuser
- Plastic connecting terminal
- Wall surface
- IP54
- Class I




OP  
-20°C  
60°C

CE

RoHS

3YR

ALUMINIUM & ACRYLIC  
SMD



WS-1155-D



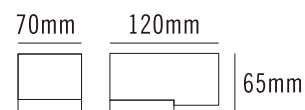
- Die-casting aluminium body
- Opal acrylic diffuser
- Plastic connecting terminal
- Wall surface
- IP54
- Class I



4 SMD 2835

4W, 230lm

Certificated LED driver included



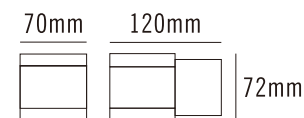
WS-1155-UD

- Die-casting aluminium body
- Opal acrylic diffuser
- Plastic connecting terminal
- Wall surface
- IP54
- Class I

8 SMD 2835

8W, 460lm

Certificated LED driver included



WALL SURFACE  
ALUMINIUM & PC  
SMD



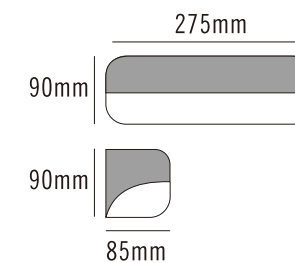
WS-1156-D

- Die-casting aluminium body
- Opal polycarbonate diffuser
- Plastic connecting terminal
- Wall surface
- IP54
- Class I

10 SMD 2835

1x10W, 630lm

Certificated LED driver included



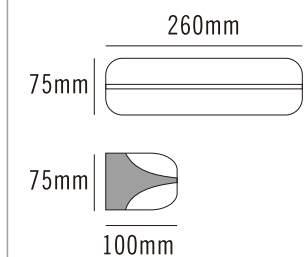
WS-1156-UD

- Die-casting aluminium body
- Opal polycarbonate diffuser
- Plastic connecting terminal
- Wall surface
- IP54
- Class I

12 SMD 2835

2x9W, 1100lm

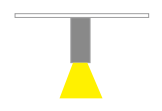
Certificated LED driver included







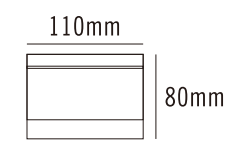
CEILING  
ALUMINIUM & ACRYLIC  
SMD



CL-5100-SQ

- Die-casting aluminium body
- Opal acrylic diffuser
- Plastic connecting terminal
- Ceiling
- IP54
- Class I

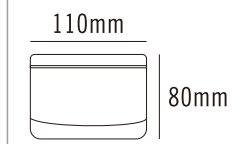
SMD 2835  
10W, 720lm  
Certificated LED driver included



CL-5100-RD

- Die-casting aluminium body
- Opal acrylic diffuser
- Plastic connecting terminal
- Ceiling
- IP54
- Class I

SMD 2835  
10W, 720lm  
Certificated LED driver included



OP  
-20°C  
60°C



RoHS

3YR



WALL SURFACE  
ALUMINIUM & PC

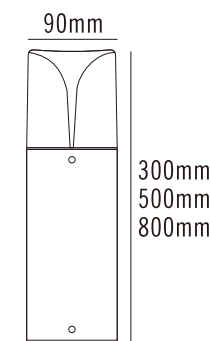
E27



GD-7100

- Die-casting aluminium body
- Opal polycarbonate diffuser
- Plastic connecting terminal
- Wall surface
- IP54
- Class I

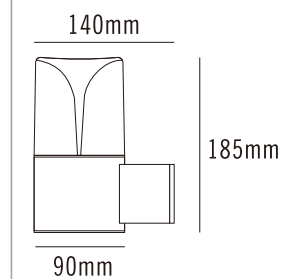
E27			
1x			
Max.	100W	18W	20W



WS-3100

- Die-casting aluminium body
- Opal polycarbonate diffuser
- Plastic connecting terminal
- Wall surface
- IP54
- Class I

E27			
1x			
Max.	100W	18W	20W



OP  
-20°C  
60°C



RoHS

3YR



WALL SURFACE  
ALUMINIUM & GLASS

COB

Aluminium reflector in 15°, 26°, 50°



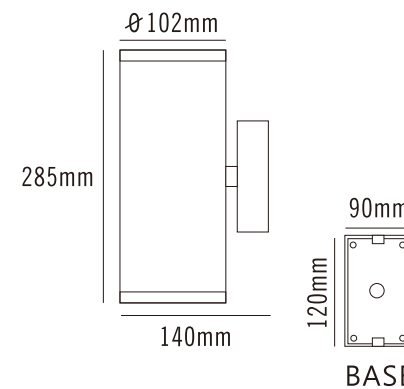
WS-3110-102

- Die-casting aluminium body
- Clear glass diffuser
- Plastic connecting terminal
- Wall surface
- IP54
- Class I

COB 10W

2x10W, 1600lm

Certificated LED driver included



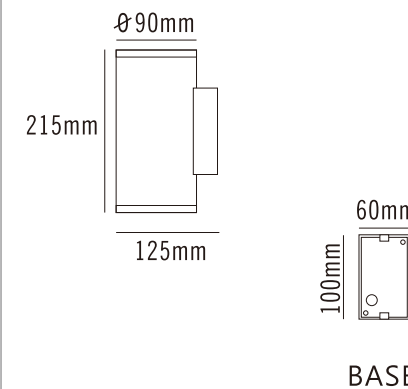
WS-3110-90

- Die-casting aluminium body
- Clear glass diffuser
- Plastic connecting terminal
- Wall surface
- IP54
- Class I

COB 6W

2x6W, 960lm

Certificated LED driver included



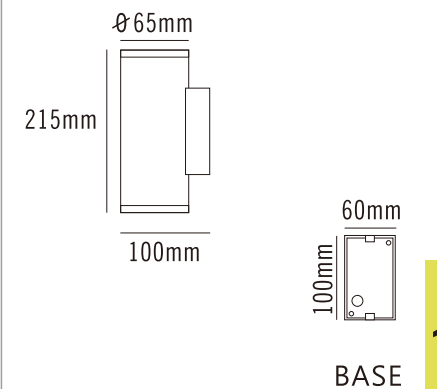
WS-3110-65

- Die-casting aluminium body
- Clear glass diffuser
- Plastic connecting terminal
- Wall surface
- IP54
- Class I

COB 3W

2x6W, 960lm

Certificated LED driver included



OP  
-20°C  
60°C



RoHS

3YR



WALL SURFACE  
ALUMINIUM & GLASS  
COB

Aluminium reflector in 15°, 26°, 50°



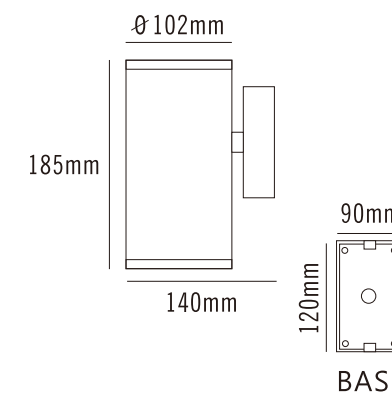
WS-3111-102

- Die-casting aluminium body
- Clear glass diffuser
- Plastic connecting terminal
- Wall surface
- IP54
- Class I

COB 10W

1x10W, 800lm

Certificated LED driver included



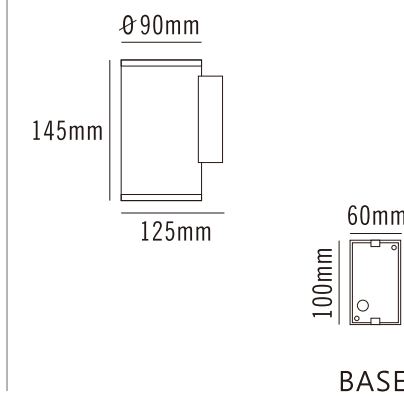
WS-3111-90

- Die-casting aluminium body
- Clear glass diffuser
- Plastic connecting terminal
- Wall surface
- IP54
- Class I

COB 6W

1x6W, 480lm

Certificated LED driver included



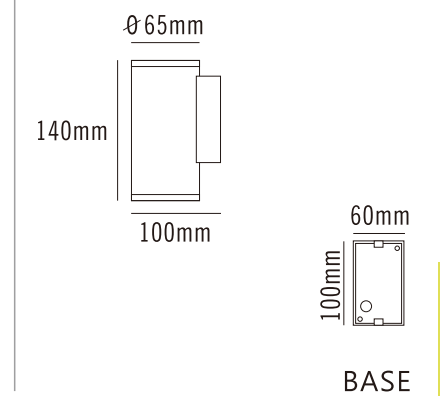
WS-3111-65

- Die-casting aluminium body
- Clear glass diffuser
- Plastic connecting terminal
- Wall surface
- IP54
- Class I

COB 3W

1x6W, 480lm

Certificated LED driver included





WALL SURFACE  
ALUMINIUM & GLASS

COB

Aluminium reflector in 15°,26°,50°



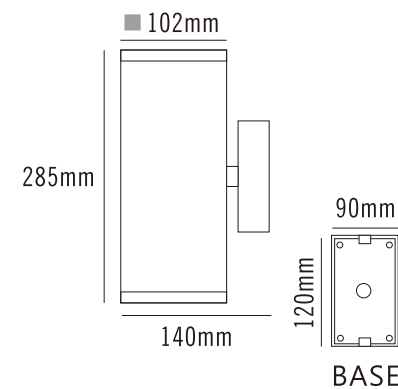
WS-3120-102

- Die-casting aluminium body
- Clear glass diffuser
- Plastic connecting terminal
- Wall surface
- IP54
- Class I

COB 10W

2x10W, 1600lm

Certificated LED driver included



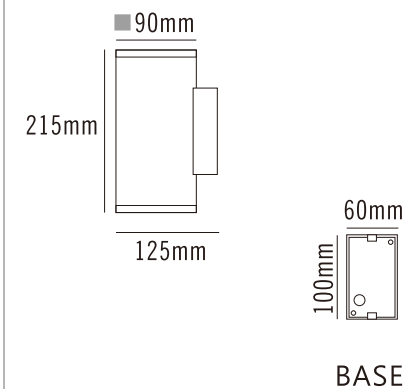
WS-3120-90

- Die-casting aluminium body
- Clear glass diffuser
- Plastic connecting terminal
- Wall surface
- IP54
- Class I

COB 6W

2x6W, 960lm

Certificated LED driver included



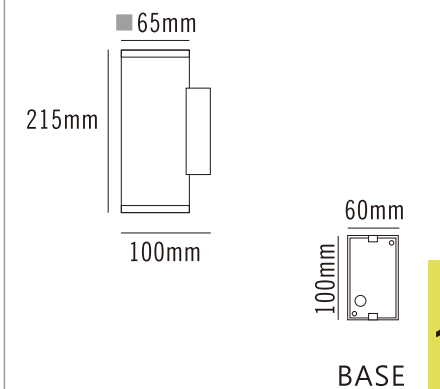
WS-3120-60

- Die-casting aluminium body
- Clear glass diffuser
- Plastic connecting terminal
- Wall surface
- IP54
- Class I

COB 3W

2x6W, 960lm

Certificated LED driver included




OP  
-20°C  
60°C



RoHS

3YR



WALL SURFACE  
ALUMINIUM & GLASS  
COB

Aluminium reflector in 15°, 26°, 50°

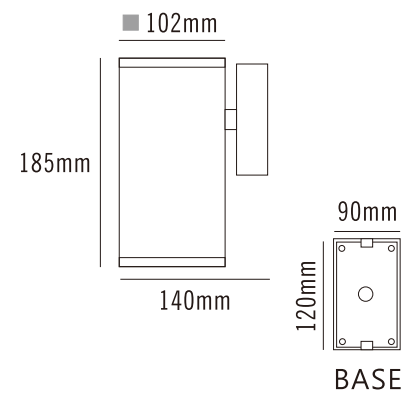


WS-3121-102

- Die-casting aluminium body
- Clear glass diffuser
- Plastic connecting terminal
- Wall surface
- IP54
- Class I

COB 10W  
1x10W, 800lm

Certificated LED driver included

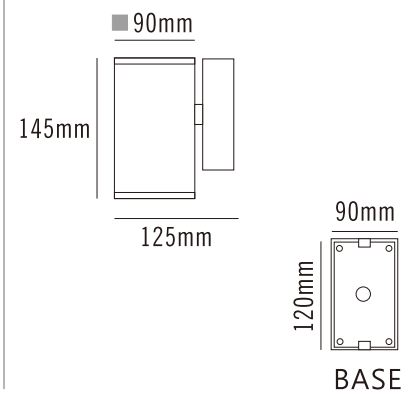


WS-3121-90

- Die-casting aluminium body
- Clear glass diffuser
- Plastic connecting terminal
- Wall surface
- IP54
- Class I

COB 6W  
1x6W, 480lm

Certificated LED driver included

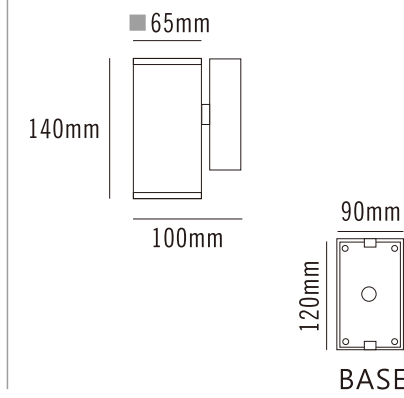


WS-3121-60

- Die-casting aluminium body
- Clear glass diffuser
- Plastic connecting terminal
- Wall surface
- IP54
- Class I

COB 3W  
1x6W, 480lm

Certificated LED driver included



OP  
-20°C  
60°C



RoHS

3YR



CL-5120-65



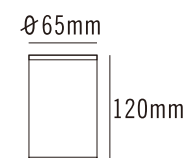
- Die-casting aluminium body
- Clear glass diffuser
- Plastic connecting terminal
- Ceiling
- IP54
- Class I



COB 3W  
1x6W, 480lm



Certificated LED driver included

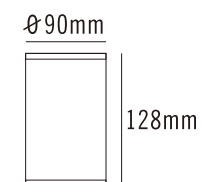


CL-5120-90

- Die-casting aluminium body
- Clear glass diffuser
- Plastic connecting terminal
- Ceiling
- IP54
- Class I

COB 6W  
1x6W, 480lm

Certificated LED driver included

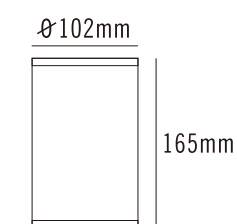


CL-5120-102

- Die-casting aluminium body
- Clear glass diffuser
- Plastic connecting terminal
- Ceiling
- IP54
- Class I

COB 10W  
1x10W, 800lm

Certificated LED driver included

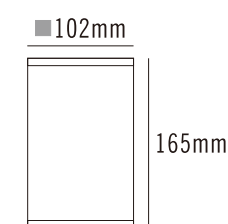


CL-5121-102

- Die-casting aluminium body
- Clear glass diffuser
- Plastic connecting terminal
- Ceiling
- IP54
- Class I

COB 10W  
1x10W, 800lm

Certificated LED driver included

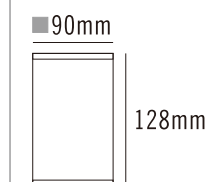


CL-5121-90

- Die-casting aluminium body
- Clear glass diffuser
- Plastic connecting terminal
- Ceiling
- IP54
- Class I

COB 6W  
1x6W, 480lm

Certificated LED driver included

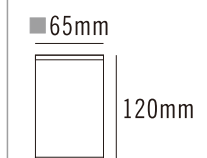



CL-5121-65

- Die-casting aluminium body
- Clear glass diffuser
- Plastic connecting terminal
- Ceiling
- IP54
- Class I

COB 3W  
1x6W, 480lm

Certificated LED driver included





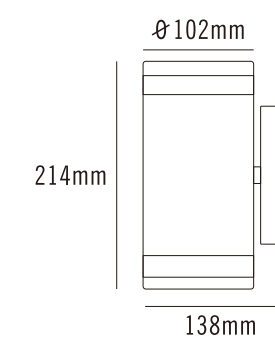
WALL SURFACE  
ALUMINIUM & PC  
COB-GU10



WS-3130-GU

- Die-casting aluminium body
- Clear polycarbonate diffuser
- Plastic connecting terminal
- Wall surface
- IP54
- Class I

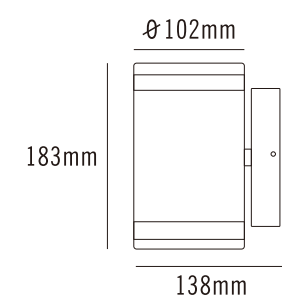
GU10			
2x		CFL	LED
Max.		9W	9W



WS-3130-COB

- Die-casting aluminium body
- Clear polycarbonate diffuser
- Plastic connecting terminal
- Wall surface
- IP54
- Class I

	COB 6W	
2x6W, 860lm		
Certificated LED driver included		





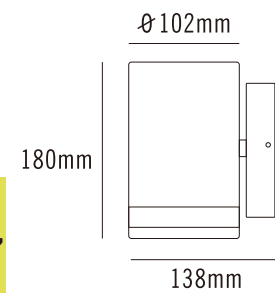


**WS-3132-GU**



- Die-casting aluminium body
- Clear polycarbonate diffuser
- Plastic connecting terminal
- Wall surface
- IP54
- Class I

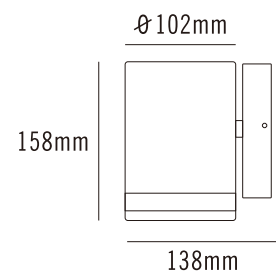
GU10  
1x  
Max. CFL 9W LED 9W



**WS-3132-COB**

- Die-casting aluminium body
- Clear polycarbonate diffuser
- Plastic connecting terminal
- Wall surface
- IP54
- Class I

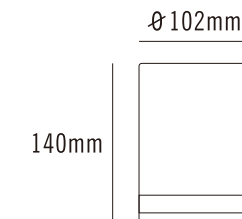
COB 6W  
1x6W, 430lm  
Certificated LED driver included



**CL-5130-GU**

- Die-casting aluminium body
- Clear polycarbonate diffuser
- Plastic connecting terminal
- Ceiling
- IP54
- Class I

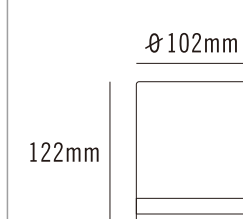
GU10  
1x  
Max. CFL 9W LED 9W



**CL-5130-COB**

- Die-casting aluminium body
- Clear polycarbonate diffuser
- Plastic connecting terminal
- Ceiling
- IP54
- Class I

COB 6W  
1x6W, 430lm  
Certificated LED driver included





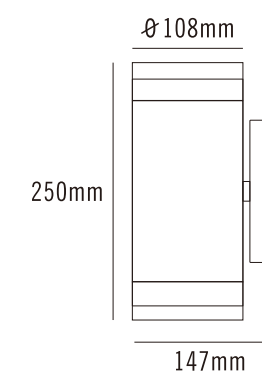
WALL SURFACE  
ALUMINIUM & PC  
COB-GU10



WS-3140-GU

- Die-casting aluminium body
- Clear polycarbonate diffuser
- Plastic connecting terminal
- Wall surface
- IP54
- Class I

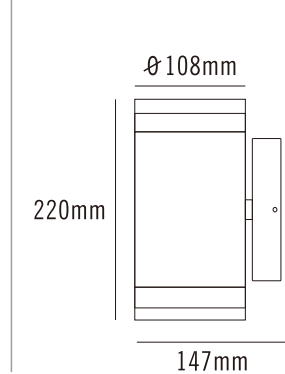
GU10		
2x	CFL 9W	LED 9W
Max.		



WS-3140-COB

- Die-casting aluminium body
- Clear polycarbonate diffuser
- Plastic connecting terminal
- Wall surface
- IP54
- Class I

	COB 6W
	2x6W, 860lm
	Certificated LED driver included





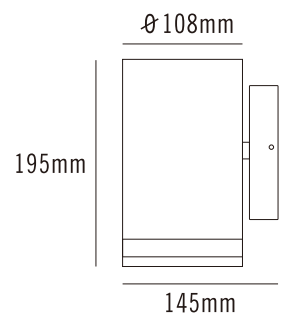
WS-3141-GU



- Die-casting aluminium body
- Clear polycarbonate diffuser
- Plastic connecting terminal
- Wall surface
- IP54
- Class I



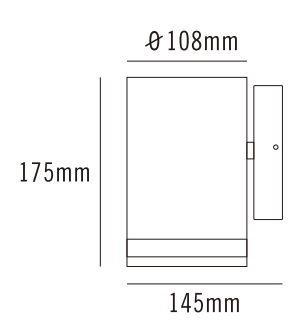
GU10  
1x  
Max. CFL 9W LED 9W



WS-3141-COB

- Die-casting aluminium body
- Clear polycarbonate diffuser
- Plastic connecting terminal
- Wall surface
- IP54
- Class I

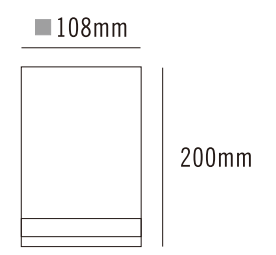
COB 6W  
1x6W, 430lm  
Certificated LED driver included



CL-5140-GU

- Die-casting aluminium body
- Clear polycarbonate diffuser
- Plastic connecting terminal
- Ceiling
- IP54
- Class I

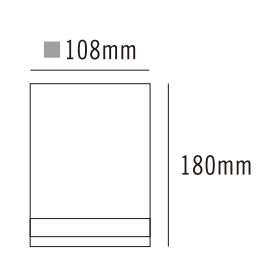
GU10  
1x  
Max. CFL 9W LED 9W



CL-5140-COB

- Die-casting aluminium body
- Clear polycarbonate diffuser
- Plastic connecting terminal
- Ceiling
- IP54
- Class I

COB 6W  
1x6W, 430lm  
Certificated LED driver included





WALL SURFACE  
ALUMINIUM & GLASS

GU10



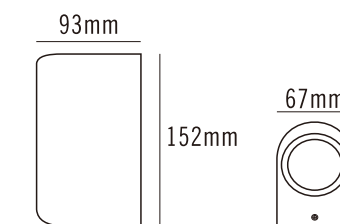
WS-3151-SQ

- Die-casting aluminium body
- Clear glass diffuser
- GU10 lamp holder
- Plastic connecting terminal
- Wall surface
- IP54
- Class I

GU10		
2x	HALOGEN	LED
Max.	50W	6W



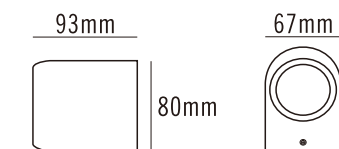
POLISH AVAILABLE



WS-3151-RD

- Die-casting aluminium body
- Clear glass diffuser
- GU10 lamp holder
- Plastic connecting terminal
- Wall surface
- IP54
- Class I

GU10		
1x	HALOGEN	LED
Max.	50W	6W





WALL SURFACE  
ALUMINIUM & GLASS

GU10



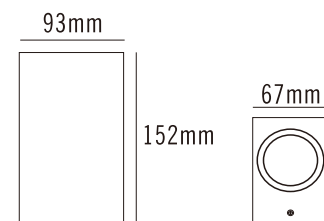
WS-3151-SQ

- Die-casting aluminium body
- Clear glass diffuser
- GU10 lamp holder
- Plastic connecting terminal
- Wall surface
- IP54
- Class I

GU10		
2x	HALOGEN	LED
Max.	50W	6W



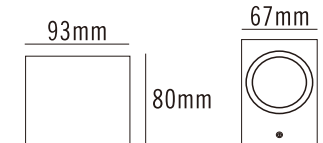
POLISH AVAILABLE



WS-3150-SQ

- Die-casting aluminium body
- Clear glass diffuser
- GU10 lamp holder
- Plastic connecting terminal
- Wall surface
- IP54
- Class I

GU10		
1x	HALOGEN	LED
Max.	50W	6W

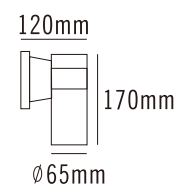




- Die-casting aluminium body
- Clear glass diffuser
- Plastic connecting terminal
- Wall surface
- IP54
- Class I

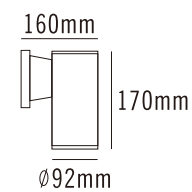
WS-3160-65

GU10			
1x	HALOGEN	CFL	LED
Max.	35W	9W	9W



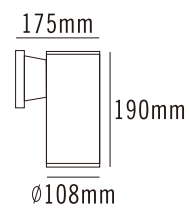
WS-3160-92

E27			
1x			
Max.	100W	9W	9W



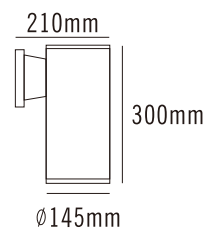
WS-3160-108

E27			
1x	PAR30		LED
Max.	100W	15W	20W



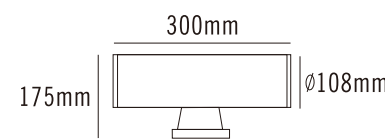
WS-3160-145

E27			
1x	PAR38		LED
Max.	150W	28W	23W



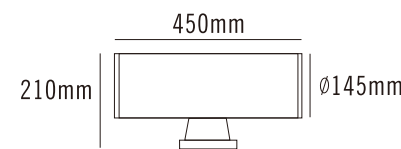
WS-3162-108

E27			
2x	PAR30		LED
Max.	100W	15W	20W



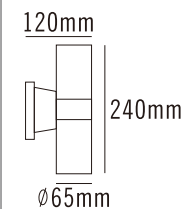
WS-3162-145

E27			
2x	PAR38		LED
Max.	150W	28W	23W



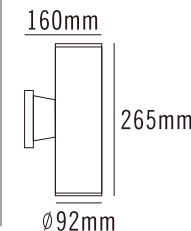
WS-3162-65

GU10			
2x	HALOGEN	CFL	LED
Max.	35W	9W	9W





WS-3162-92

E27			
2x			
Max.	100W	9W	9W



- Die-casting aluminium body
- Clear glass diffuser
- Plastic connecting terminal
- Wall surface
- IP54
- Class I





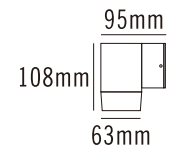
WS-3170-63



- Die-casting aluminium body
- Clear glass diffuser
- GU10 lamp holder
- Plastic connecting terminal
- Wall surface
- IP54
- Class I



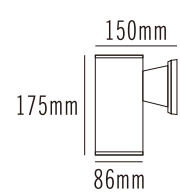
GU10			
1x	HALOGEN	CFL	LED
Max.	35W	9W	9W



WS-3170-86

- Die-casting aluminium body
- Clear glass diffuser
- E27 lamp holder included
- Plastic connecting terminal
- Wall surface
- IP54
- Class I

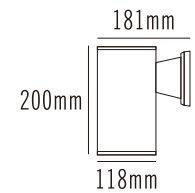
E27			
1x			LED
Max.	100W	9W	9W



WS-3170-118

- Die-casting aluminium body
- Clear glass diffuser
- E27 lamp holder included
- Plastic connecting terminal
- Wall surface
- IP54
- Class I

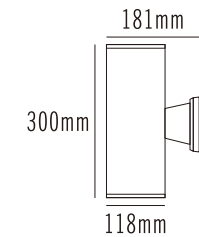
E27			
1x	PAR30		LED
Max.	100W	15W	20W



WS-3172-118

- Die-casting aluminium body
- Clear glass diffuser
- E27 lamp holder included
- Plastic connecting terminal
- Wall surface
- IP54
- Class I

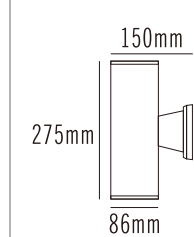
E27			
2x	PAR30		LED
Max.	100W	15W	20W



WS-3172-86

- Die-casting aluminium body
- Clear glass diffuser
- E27 lamp holder included
- Plastic connecting terminal
- Wall surface
- IP54
- Class I

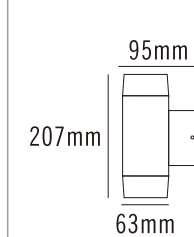
E27			
2x			LED
Max.	100W	9W	9W



WS-3172-63

- Die-casting aluminium body
- Clear glass diffuser
- GU10 lamp holder
- Plastic connecting terminal
- Wall surface
- IP54
- Class I

GU10			
2x	HALOGEN	CFL	LED
Max.	35W	9W	9W



ST.ST. & GLASS

GU10



WALL SURFACE  
ALUMINIUM & PC

GU10

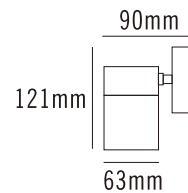
WS-3200-D



- Stainless Steel body
- Clear glass diffuser
- Plastic connecting terminal
- Wall surface
- IP54
- Class I



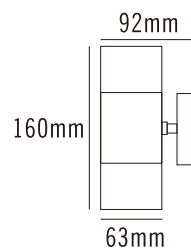
GU10			
1x	HALOGEN	CFL	LED
Max.	35W	9W	9W



WS-3200-UD

- Stainless Steel body
- Clear glass diffuser
- Plastic connecting terminal
- Wall surface
- IP54
- Class I

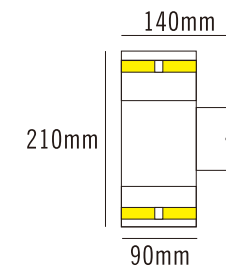
GU10			
2x	HALOGEN	CFL	LED
Max.	35W	9W	9W



WS-3201-UD

- Die-casting aluminium body
- Clear polycarbonate diffuser
- Plastic connecting terminal
- Wall surface
- IP54
- Class I

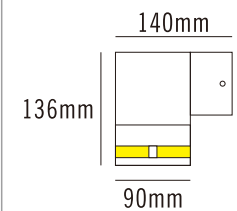
GU10			
2x	HALOGEN	CFL	LED
Max.	35W	9W	9W



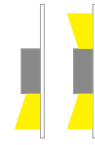

WS-3201-D

- Die-casting aluminium body
- Clear polycarbonate diffuser
- Plastic connecting terminal
- Wall surface
- IP54
- Class I

GU10			
1x	HALOGEN	CFL	LED
Max.	35W	9W	9W





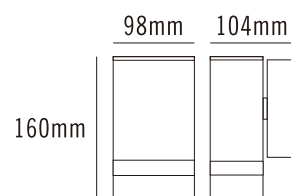


WS-3203-D



- Die-casting aluminium body
- Clear polycarbonate diffuser
- Plastic connecting terminal
- Wall surface
- IP54
- Class I

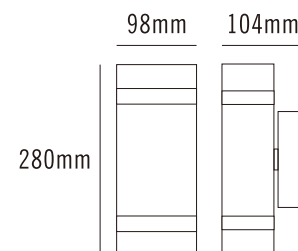
GU10			
1x	HALOGEN	CFL	LED
Max.	35W	9W	9W



WS-3203-UD

- Die-casting aluminium body
- Clear polycarbonate diffuser
- Plastic connecting terminal
- Wall surface
- IP54
- Class I

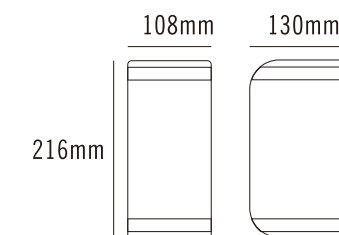
GU10			
2x	HALOGEN	CFL	LED
Max.	35W	9W	9W



WS-3204-UD

- Die-casting aluminium body
- Clear polycarbonate diffuser
- Plastic connecting terminal
- Wall surface
- IP54
- Class I

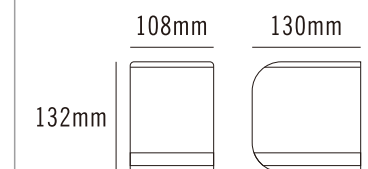
GU10			
2x	HALOGEN	CFL	LED
Max.	35W	9W	9W



WS-3204-D

- Die-casting aluminium body
- Clear polycarbonate diffuser
- Plastic connecting terminal
- Wall surface
- IP54
- Class I

GU10			
1x	HALOGEN	CFL	LED
Max.	35W	9W	9W





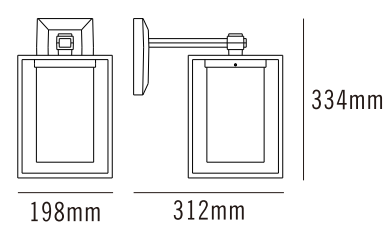
WS-4001



- Die-casting aluminium body
- Polycarbonate diffuser
- Plastic connecting terminal
- Wall surface
- IP43
- Class I



E27			
1x			
Max.	100W	18W	20W



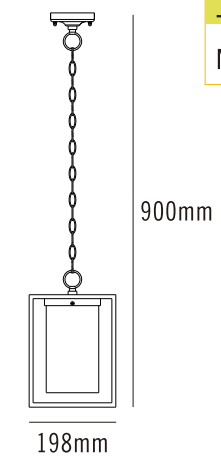
WS-4002



- Die-casting aluminium body
- Polycarbonate diffuser
- Plastic connecting terminal
- Ceiling
- IP43
- Class I



E27			
1x			
Max.	100W	18W	20W





- Die-casting aluminium body
- Opal polycarbonate diffuser
- Plastic connecting terminal
- Wall or Ceiling
- IP65
- Class I

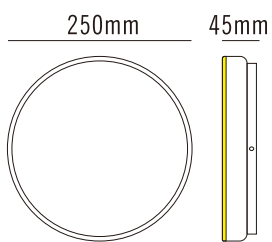


WS-4200-RD-250

SMD 2835

12W, 820lm

Certificated LED driver included

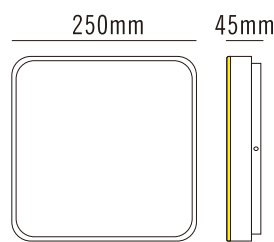


WS-4200-SQ-250

SMD 2835

12W, 820lm

Certificated LED driver included

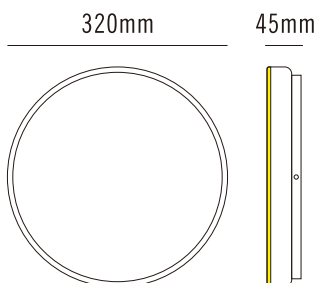


WS-4200-RD-320

SMD 2835

20W, 1320lm

Certificated LED driver included

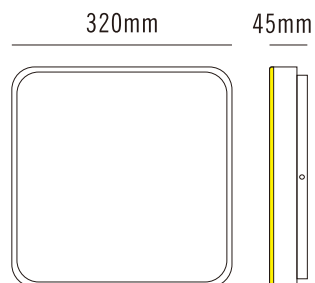


WS-4200-SQ-320

SMD 2835

20W, 1320lm

Certificated LED driver included



WS-4205

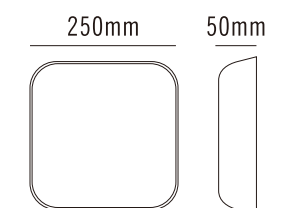
- Die-casting aluminium body
- Opal polycarbonate diffuser
- Plastic connecting terminal
- Wall surface or Ceiling
- IP65
- Class I

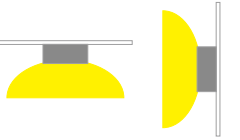


SMD 2835

12W, 810lm

Certificated LED driver included





WS-4300-220

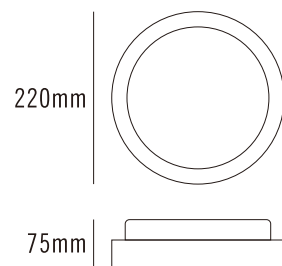


- Die-casting aluminium body
- Opal polycarbonate diffuser
- Plastic connecting terminal
- Wall surface
- IP65
- Class I

SMD 2835

8W, 560lm

Certificated LED driver included



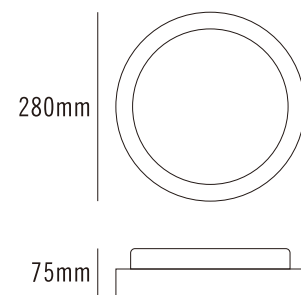
WS-4300-280

- Die-casting aluminium body
- Opal polycarbonate diffuser
- Plastic connecting terminal
- Wall surface
- IP65
- Class I

SMD 2835

16W, 1120lm

Certificated LED driver included



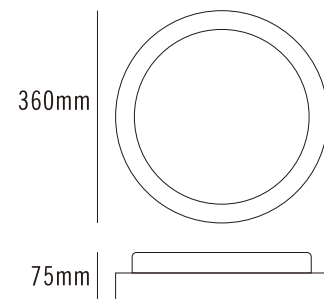
WS-4300-360

- Die-casting aluminium body
- Opal polycarbonate diffuser
- Plastic connecting terminal
- Wall surface
- IP65
- Class I

SMD 2835

32W, 2240lm

Certificated LED driver included



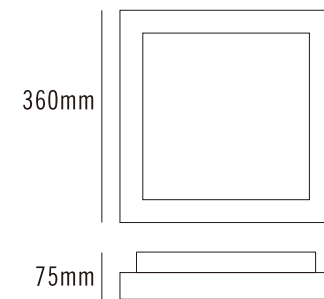
WS-4301-360

- Die-casting aluminium body
- Opal polycarbonate diffuser
- Plastic connecting terminal
- Wall surface
- IP65
- Class I

SMD 2835

32W, 2240lm

Certificated LED driver included



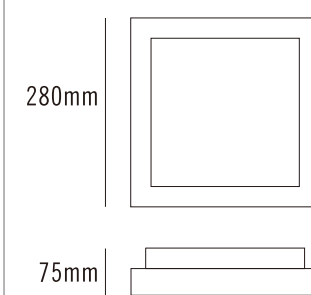
WS-4301-280

- Die-casting aluminium body
- Opal polycarbonate diffuser
- Plastic connecting terminal
- Wall surface
- IP65
- Class I

SMD 2835

16W, 1120lm

Certificated LED driver included



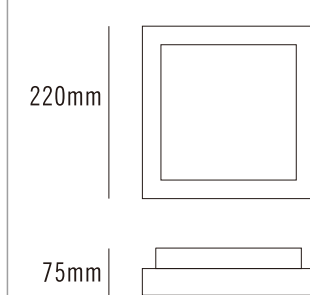
WS-4301-220

- Die-casting aluminium body
- Opal polycarbonate diffuser
- Plastic connecting terminal
- Wall surface
- IP65
- Class I

SMD 2835

8W, 560lm

Certificated LED driver included





**WS-4400-SMD-A**

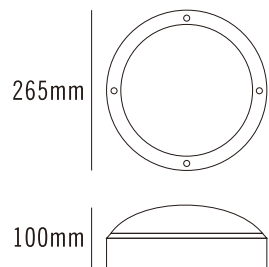


- Die-casting aluminium body
- Opal polycarbonate diffuser
- Plastic connecting terminal
- Wall surface or Ceiling
- IP65
- Class I



SMD 2835  
18W, 1260lm

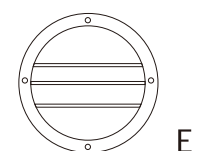
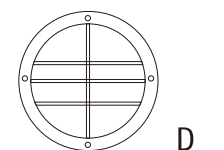

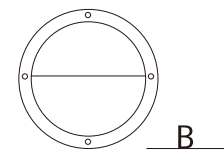
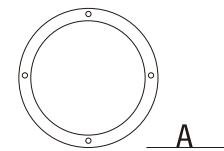
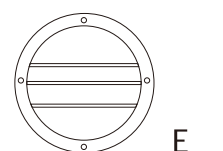
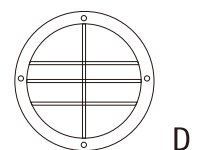
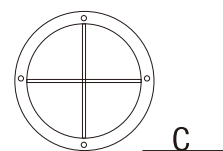
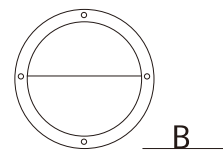
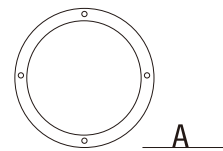
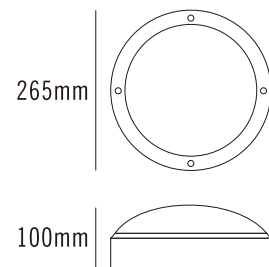
Certificated LED driver included



**WS-4400-E27/G23/G24-A**

- Die-casting aluminium body
- Opal polycarbonate diffuser
- Plastic connecting terminal
- Wall surface or Ceiling
- IP65
- Class I

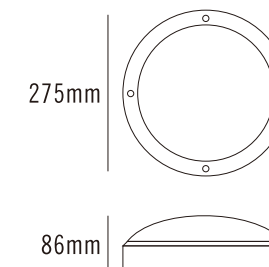
2x  
Max. 18W 9W 18W



**WS-4402-E27/G23/G24-A**

- Die-casting aluminium body
- Opal polycarbonate diffuser
- Plastic connecting terminal
- Wall surface or Ceiling
- IP65
- Class I

2x  
Max. 18W 9W 18W

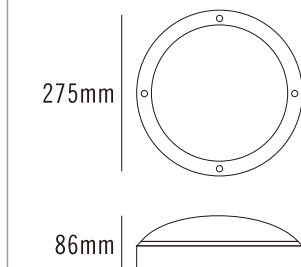


**WS-4402-SMD-A**

- Die-casting aluminium body
- Opal polycarbonate diffuser
- Plastic connecting terminal
- Wall surface or Ceiling
- IP65
- Class I

SMD 2835  
18W, 1260lm

Certificated LED driver included





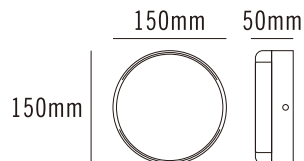
WS-4430

- Die-casting aluminium body
- Opal polycarbonate diffuser
- Plastic connecting terminal
- Wall or Ceiling
- IP65
- Class I

SMD 2835

11W, 770lm

Certificated LED driver included



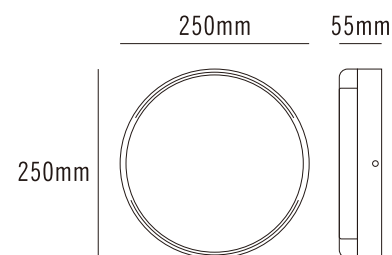
WS-4431

- Die-casting aluminium body
- Opal polycarbonate diffuser
- Plastic connecting terminal
- Wall or Ceiling
- IP65
- Class I

SMD 2835

16W, 1120lm

Certificated LED driver included



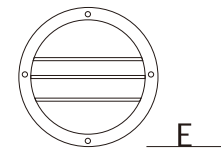
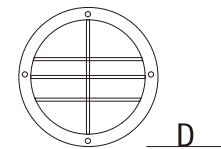

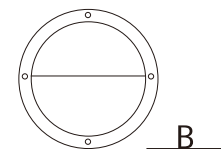
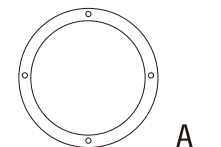
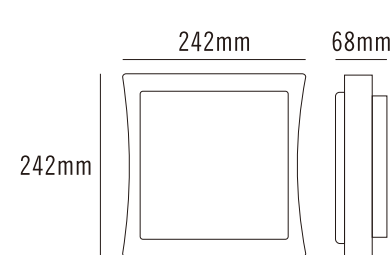
WS-4432

- Die-casting aluminium body
- Opal polycarbonate diffuser
- Plastic connecting terminal
- Wall or Ceiling
- IP65
- Class I

SMD 2835

21W, 1470lm

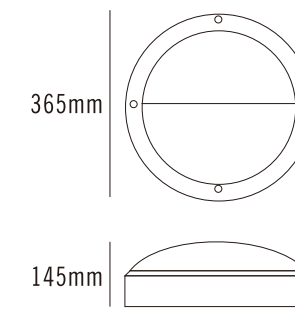
Certificated LED driver included



WS-4405-E27/G23/G24-B

- Die-casting aluminium body
- Opal polycarbonate diffuser
- Plastic connecting terminal
- Wall surface or Ceiling
- IP65
- Class I

2x Max. 20W 11W 26W



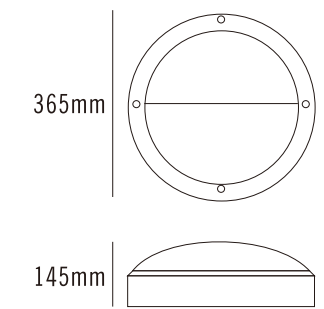
WS-4405-SMD-B

- Die-casting aluminium body
- Opal polycarbonate diffuser
- Plastic connecting terminal
- Wall surface or Ceiling
- IP65
- Class I

SMD 2835

30W, 2100lm

Certificated LED driver included





WALL SURFACE  
ALUMINIUM & GLASS  
SMD



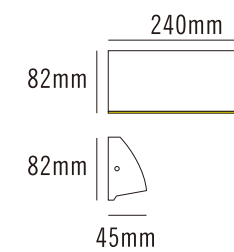
WS-6012

- Die-casting aluminium body
- Frost glass diffuser
- Plastic connecting terminal
- Wall surface
- IP54
- Class I

SMD 2835

8W, 320lm

Linear Driver



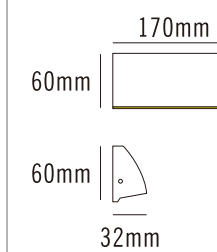
WS-6011

- Die-casting aluminium body
- Frost glass diffuser
- Plastic connecting terminal
- Wall surface
- IP54
- Class I

SMD 2835

6W, 220lm

Linear Driver



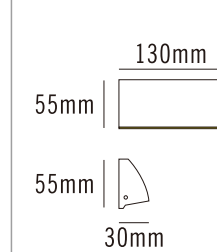
WS-6010

- Die-casting aluminium body
- Frost glass diffuser
- Plastic connecting terminal
- Wall surface
- IP54
- Class I

SMD 2835

4W, 150lm

Linear Driver





WALL SURFACE  
PLASTIC & PC  
SMD



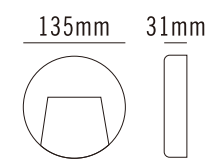
WS-6022

- Plastic body
- Clear polycarbonate diffuser
- Plastic connecting terminal
- Wall surface
- IP54
- Class II

SMD 2835

3W, 135lm

Linear Driver



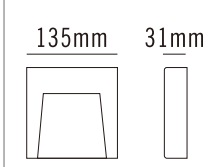
WS-6021

- Plastic body
- Clear polycarbonate diffuser
- Plastic connecting terminal
- Wall surface
- IP54
- Class II

SMD 2835

3W, 135lm

Linear Driver



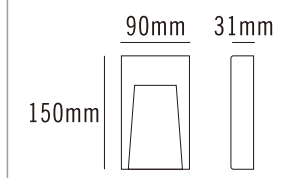
WS-6020

- Plastic body
- Clear polycarbonate diffuser
- Plastic connecting terminal
- Wall surface
- IP54
- Class II

SMD 2835

3W, 135lm

Linear Driver







WS-6032



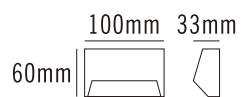
WS-6030

- Plastic body
- Clear polycarbonate diffuser
- Plastic connecting terminal
- Wall surface
- IP54
- Class II

SMD 2835

2W, 100lm

Linear Driver



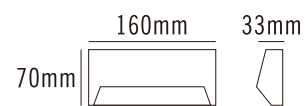
WS-6031

- Plastic body
- Clear polycarbonate diffuser
- Plastic connecting terminal
- Wall surface
- IP54
- Class II

SMD 2835

3W, 148lm

Linear Driver

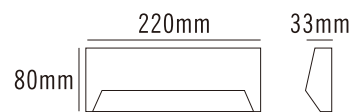


- Plastic body
- Clear polycarbonate diffuser
- Plastic connecting terminal
- Wall surface
- IP54
- Class II

SMD 2835

4W, 195lm

Linear Driver



WS-6042

- Plastic body
- Clear polycarbonate diffuser
- Plastic connecting terminal
- Wall surface
- IP54
- Class II

SMD 2835

4W, 180lm

Linear Driver



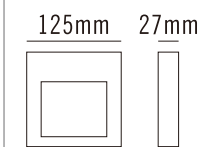
WS-6041

- Plastic body
- Clear polycarbonate diffuser
- Plastic connecting terminal
- Wall surface
- IP54
- Class II

SMD 2835

2W, 90lm

Linear Driver



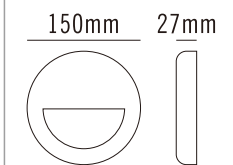
WS-6040

- Plastic body
- Clear polycarbonate diffuser
- Plastic connecting terminal
- Wall surface
- IP54
- Class II

SMD 2835

2W, 90lm

Linear Driver



SMD



WR-6300

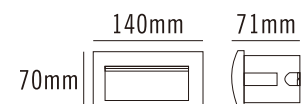


- Die-casting aluminium body
- Glass diffuser
- Plastic connecting terminal
- Wall recessed
- IP54
- Class I



SMD 2835  
3W, 120lm

Certificated LED driver included

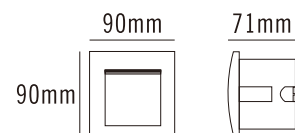


WR-6301

- Die-casting aluminium body
- Glass diffuser
- Plastic connecting terminal
- Wall recessed
- IP54
- Class I

SMD 2835  
2W, 65lm

Certificated LED driver included

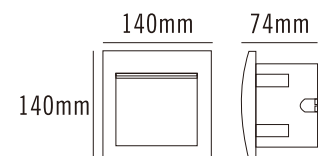


WR-6302

- Die-casting aluminium body
- Glass diffuser
- Plastic connecting terminal
- Wall recessed
- IP54
- Class I

SMD 2835  
3W, 120lm

Certificated LED driver included

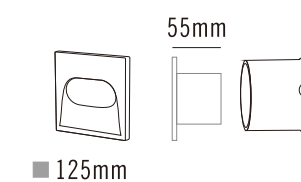


WR-6310-SQ

- Die-casting aluminium body
- Frost polycarbonate diffuser
- Plastic connecting terminal
- Wall recessed
- IP54
- Class I

CREE H.P. 1W  
3x1W, 186lm

Certificated LED driver included

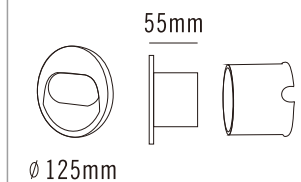




WR-6310-RD

- Die-casting aluminium body
- Frost polycarbonate diffuser
- Plastic connecting terminal
- Wall recessed
- IP54
- Class I

CREE H.P. 1W  
3x1W, 186lm

Certificated LED driver included





WALL RECESSED  
ALUMINIUM & GLASS  
SMD

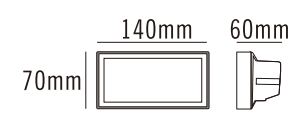


WR-6322

- Die-casting aluminium body
- Opal glass diffuser
- Plastic connecting terminal
- Wall recessed
- IP54
- Class I

4 SMD 2835  
4W, 190lm

Certificated LED driver included

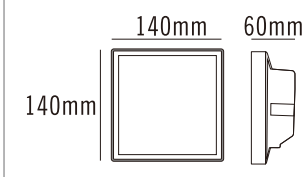


WR-6321

- Die-casting aluminium body
- Opal glass diffuser
- Plastic connecting terminal
- Wall recessed
- IP54
- Class I

4 SMD 2835  
6W, 280lm

Certificated LED driver included

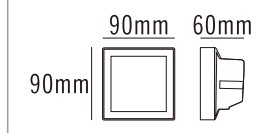


WR-6320

- Die-casting aluminium body
- Opal glass diffuser
- Plastic connecting terminal
- Wall recessed
- IP54
- Class I

4 SMD 2835  
3W, 130lm

Certificated LED driver included




OP  
-20°C  
60°C



RoHS

3YR



• ST. ST. PANEL



• Frost glass diffuser



• 50cm connection cable



• Wall recessed



• IP54



• Class I



A B C D E



A B C D



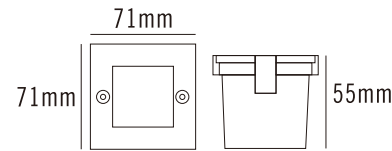
165

WR-6330

• SMD 2835

3W, 152lm

• Certified LED driver included

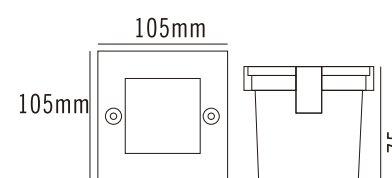


WR-6335

• SMD 2835

6W, 340lm

• Certified LED driver included

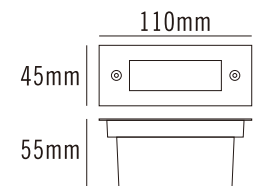


WR-6331

• SMD 2835

3W, 152lm

• Certified LED driver included

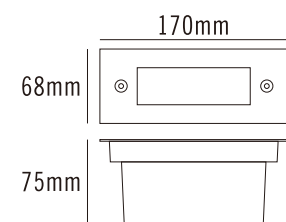


WR-6336

• SMD 2835

6W, 340lm

• Certified LED driver included



WR-6340

• SMD 2835

6W, 420lm

• Certified LED driver included

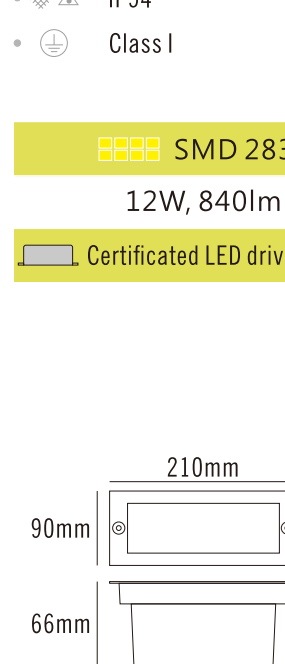


WR-6341

• SMD 2835

12W, 840lm

• Certified LED driver included



• ST. ST. PANEL



• Frost glass diffuser



• 50cm connection cable



• Wall recessed



• IP54



• Class I



• OP -20°C 60°C



• CE



• RoHS

3YR

166



WR-6350

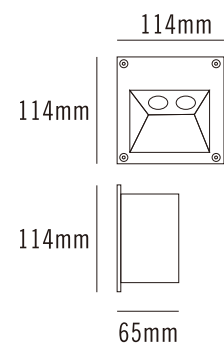


- Die-casting aluminium body
- Clear PC diffuser
- 50cm connection cable
- Wall recessed
- IP54
- Class I



CREE H.P. 3W  
2x3W, 390lm

Certificated LED driver included

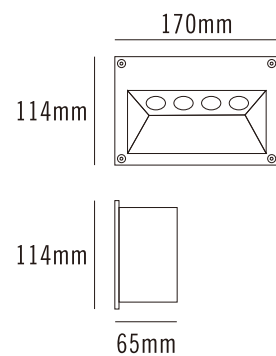


WR-6351

- Die-casting aluminium body
- Clear PC diffuser
- 50cm connection cable
- Wall recessed
- IP54
- Class I

CREE H.P. 3W  
4x3W, 780lm

Certificated LED driver included

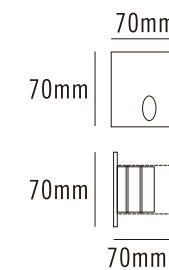


WR-6360

- Die-casting aluminium body
- Clear PC diffuser
- 50cm connection cable
- Wall recessed
- IP54
- Class I

CREE H.P. 3W  
3W, 195lm

Certificated LED driver included

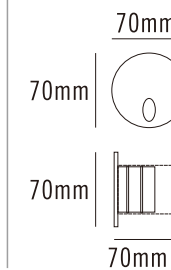


WR-6361

- Die-casting aluminium body
- Clear PC diffuser
- 50cm connection cable
- Wall recessed
- IP54
- Class I

CREE H.P. 3W  
3W, 195lm

Certificated LED driver included





GD-7110



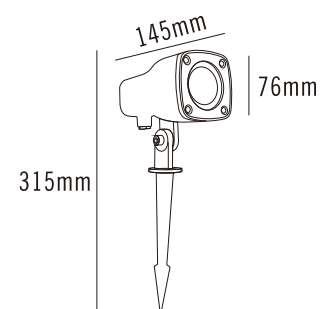
- Die-casting aluminium body
- Clear glass diffuser
- 50cm connection cable
- Spike
- IP65
- Class I



COB 7W

1x7W, 590lm

Certificated LED driver included



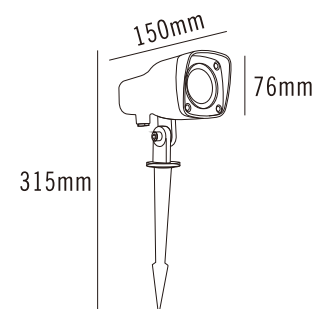
GD-7111

- Die-casting aluminium body
- Clear glass diffuser
- 50cm connection cable
- Spike
- IP65
- Class I

COB 7W

1x7W, 590lm

Certificated LED driver included



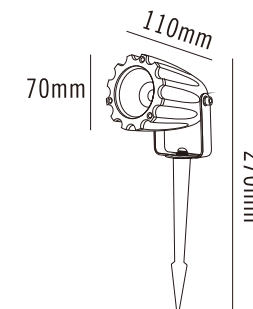
GD-7122

- Die-casting aluminium body
- Clear glass or PC lens diffuser
- 50cm connection cable
- Spike
- IP65
- Class I

COB 5W

1x5W, 430lm

Certificated LED driver included



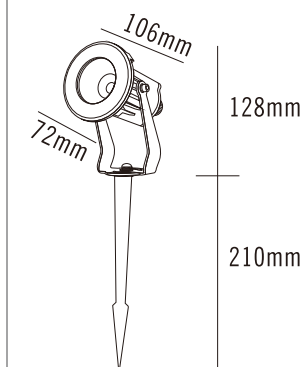
GD-7121

- Die-casting aluminium body
- Clear glass diffuser
- 50cm connection cable
- Spike
- IP65
- Class I

COB 5W

1x5W, 430lm

Certificated LED driver included



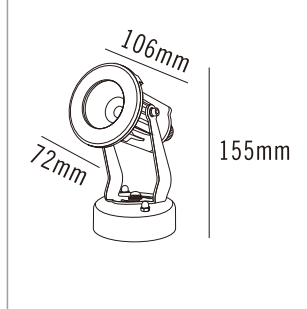
GD-7120

- Die-casting aluminium body
- Clear glass diffuser
- Plastic connecting terminal
- Wall surface
- IP65
- Class I

COB 5W

1x5W, 430lm

Certificated LED driver included



ALUMINIUM & GLASS  
COB



GD-7130



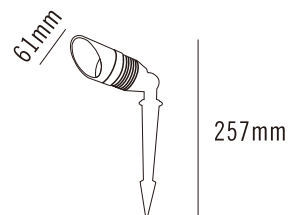
- Die-casting aluminium body
- Clear glass diffuser
- 50cm connection cable
- Spike
- IP65
- Class I



COB 5W  
1x5W, 420lm



Certificated LED driver included

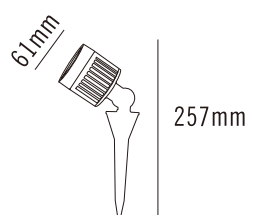


GD-7131

- Die-casting aluminium body
- Clear glass diffuser
- 50cm connection cable
- Spike
- IP65
- Class I

CREE H.P. 1W  
3x1W, 240lm

Certificated LED driver included

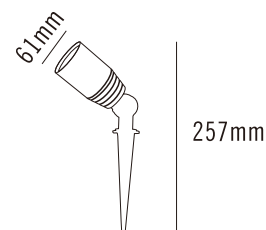


GD-7132

- Die-casting aluminium body
- Clear glass diffuser
- 50cm connection cable
- Spike
- IP65
- Class I

COB 5W  
1x5W, 420lm

Certificated LED driver included



GARDEN  
ALUMINIUM & PC  
SMD

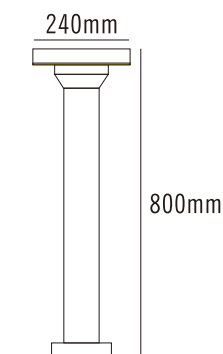


GD-7301

- Die-casting aluminium body
- Opal polycarbonate diffuser
- Plastic connecting terminal
- Garden
- IP65
- Class I

SMD 2835  
18W, 900lm

Certificated LED driver included

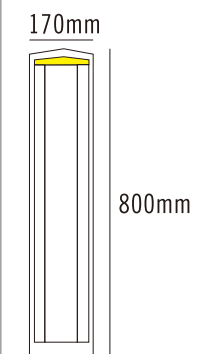


GD-7300

- Die-casting aluminium body
- Opal polycarbonate diffuser
- Plastic connecting terminal
- Garden
- IP65
- Class I

SMD 2835  
12W, 730lm

Certificated LED driver included





GD-7340-RD

GD-7340-SQ

GD-7345-RD

RD-7345-SQ



- Die-casting aluminium body
- Opal polycarbonate diffuser
- Plastic connecting terminal
- Garden
- IP65
- Class I

- Die-casting aluminium body
- Opal polycarbonate diffuser
- Plastic connecting terminal
- Garden
- IP65
- Class I

- Die-casting aluminium body
- Opal polycarbonate diffuser
- Plastic connecting terminal
- Garden
- IP65
- Class I

- Die-casting aluminium body
- Opal polycarbonate diffuser
- Plastic connecting terminal
- Garden
- IP65
- Class I



SMD 2835  
10W, 540lm

SMD 2835  
10W, 540lm

SMD 2835  
8W, 380lm

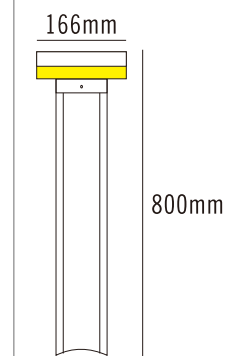
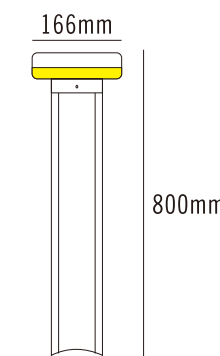
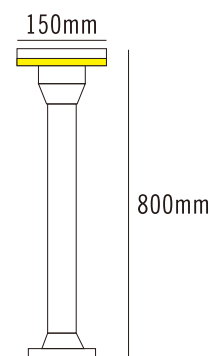
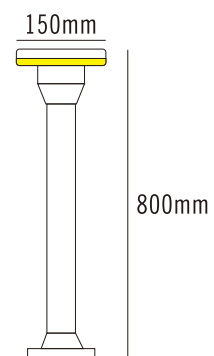
SMD 2835  
8W, 380lm

Certificated LED driver included

Certificated LED driver included

Certificated LED driver included

Certificated LED driver included







UG-8010-80

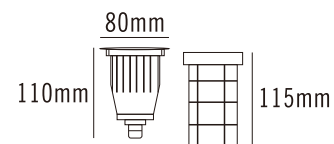


- ST. ST. Panel & Aluminium body
- Clear glass diffuser
- 50cm connection cable
- Under ground
- IP67
- Class I



COB 5W  
1x5W, 430lm

Certificated LED driver included



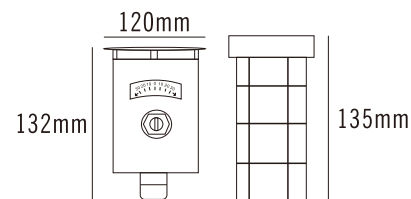
UG-8010-120

- ST. ST. Panel & Aluminium body
- Clear glass diffuser
- 50cm connection cable
- Under ground
- IP67
- Class I

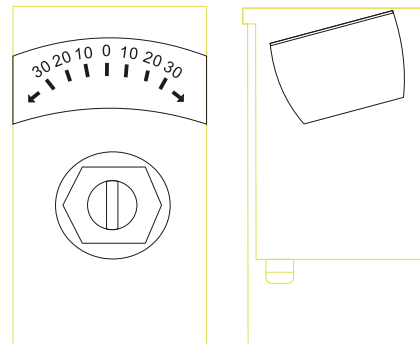
H.P. 1.5W  
3x1.5W, 420lm

COB 5W  
1x5W, 460lm

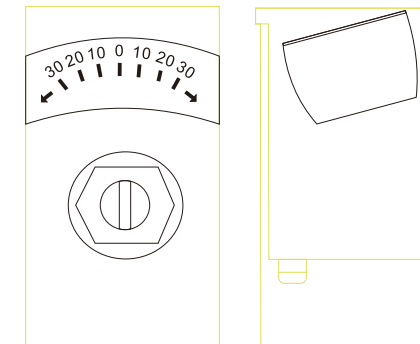
Certificated LED driver included



BEAM ANGLE IS AJUSTABLE



BEAM ANGLE IS AJUSTABLE



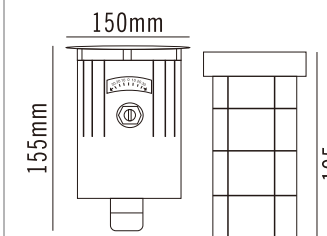
UG-8010-150

- ST. ST. Panel & Aluminium body
- Clear glass diffuser
- 50cm connection cable
- Under ground
- IP67
- Class I

H.P. 2.5W  
3x2.5W, 600lm

COB 7W  
1x7W, 550lm

Certificated LED driver included



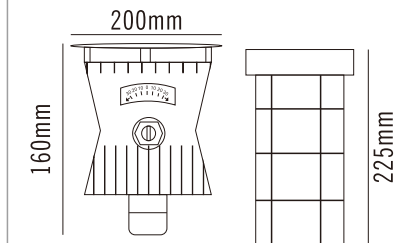
UG-8010-200

- ST. ST. Panel & Aluminium body
- Clear glass diffuser
- 50cm connection cable
- Under ground
- IP67
- Class I

H.P. 2W  
6x2W, 920lm

COB 12W  
1x12W, 900lm

Certificated LED driver included





UG-8100-1X3W

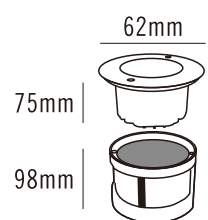


- ST. ST. Panel & Aluminium body
- Clear glass diffuser
- 50cm connection cable
- Under ground
- IP65
- Class I



H.P. 3W  
1x3W, 215lm

Certificated LED driver included

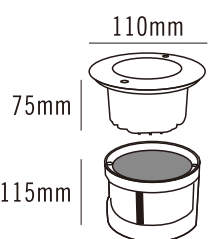


UG-8100-3X1W

- ST. ST. Panel & Aluminium body
- Clear glass diffuser
- 50cm connection cable
- Under ground
- IP65
- Class I

H.P. 1W  
3x1W, 225lm

Certificated LED driver included

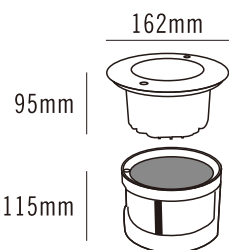


UG-8100-6X1W

- ST. ST. Panel & Aluminium body
- Clear glass diffuser
- 50cm connection cable
- Under ground
- IP65
- Class I

H.P. 1W  
6x1W, 430lm

Certificated LED driver included

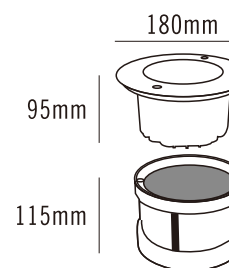


UG-8100-9X1W

- ST. ST. Panel & Aluminium body
- Clear glass diffuser
- 50cm connection cable
- Under ground
- IP65
- Class I

H.P. 1W  
9x1W, 650lm

Certificated LED driver included

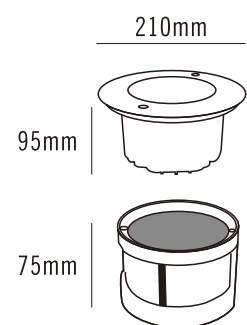


UG-8100-12X1W

- ST. ST. Panel & Aluminium body
- Clear glass diffuser
- 50cm connection cable
- Under ground
- IP65
- Class I

H.P. 1W  
12x1W, 880lm

Certificated LED driver included



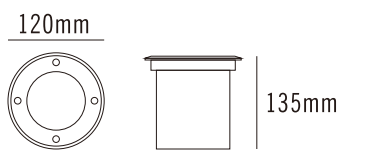


- ST. ST. Panel & Aluminium body
- Clear glass diffuser
- 50cm connection cable
- Under ground
- IP65
- Class I



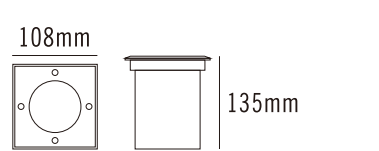
UG-8120-RD-120

GU10			
1x	HALOGEN	CFL	LED
Max.	35W	9W	9W



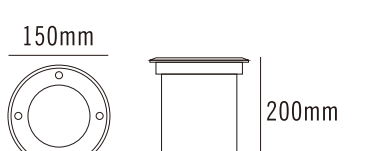
UG-8120-SQ-108

GU10			
1x	HALOGEN	CFL	LED
Max.	35W	9W	9W



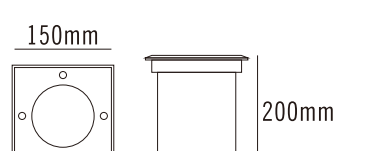
UG-8120-RD-150

GU10			
1x	HALOGEN	CFL	LED
Max.	50W	11W	12W



UG-8120-SQ-150

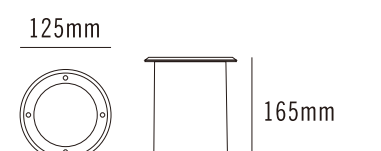
GU10			
1x	HALOGEN	CFL	LED
Max.	50W	11W	12W



UG-8132

- ST. ST. Panel & Aluminium body
- Clear glass diffuser
- 50cm connection cable
- Under ground
- IP65
- Class I

GU10			
1x	HALOGEN	CFL	LED
Max.	50W	11W	12W



UG-8130

- ST. ST. Panel & Aluminium body
- Clear glass diffuser
- 50cm connection cable
- Under ground
- IP65
- Class I

GU10			
1x	HALOGEN	CFL	LED
Max.	50W	11W	12W

